

Game Information

Buffalo at Toronto

Saturday, May 21, 2022

7:00 p.m. ET

FirstOntario Centre

Hamilton, ON

Regular-Season Records

Buffalo: 14-4 (13-3 vs. East)

Albany: 13-5 (10-5 vs. East)

All-Time Series

- 8th all-time playoff meeting between Buffalo and the Toronto Rock Franchise.

- Buffalo is 4-3 all-time against Toronto in the playoffs (2-1 at home).

This Season

Buffalo finished the regular season 1-2 against Toronto.

2021-22 Schedule and Results

| Date | Opponent | Result |
|-------|-----------------|-----------|
| 12/4 | CALGARY | W, 16-9 |
| 12/11 | at Rochester | W, 12-8 |
| 1/8 | TORONTO | W, 12-6 |
| 1/14 | GEORGIA | W, 12-10 |
| 1/30 | at New York | W, 18-17* |
| 2/5 | ROCHESTER | W, 11-8 |
| 2/12 | at Toronto | L, 12-10 |
| 2/18 | ALBANY | W, 13-8 |
| 2/26 | at Rochester | W, 14-8 |
| 3/5 | at Albany | W, 12-11* |
| 3/12 | PHILADELPHIA | W, 17-5 |
| 3/26 | HALIFAX | W, 16-11 |
| 3/27 | at Halifax | W, 16-11 |
| 3/31 | at Philadelphia | W, 17-12 |
| 4/2 | at Colorado | L, 15-14 |
| 4/9 | NEW YORK | L, 15-12 |
| 4/16 | at Georgia | W, 18-9 |
| 4/30 | TORONTO | L, 10-7 |

Playoffs

| Date | Opponent | Result |
|------------|----------|----------|
| 5/7 | ALBANY | W, 10-5 |
| 5/15 | TORONTO | W, 18-17 |
| * overtime | | |

2021-22 Record When:

| | |
|------------------------|------------|
| Scoring first: | 11-1 (1-0) |
| Opponent scores first: | 3-3 (1-0) |
| Leading after first: | 11-2 (1-0) |
| Tied after first: | 2-0 (1-0) |
| Trailing after first: | 1-2 (0-0) |
| Leading at half: | 11-1 (1-0) |
| Tied at half: | 1-0 (1-0) |
| Trailing at half: | 2-3 (0-0) |
| Leading after third: | 12-1 (1-0) |
| Tied after third: | 1-1 (1-0) |
| Trailing after third: | 1-2 (0-0) |
| Overtime games: | 2-0 (0-0) |
| Outshooting opponent: | 6-2 (1-0) |
| Outshot by opponent: | 8-1 (1-0) |
| Shots even: | 0-1 (0-0) |

*Playoff record in parentheses

BUFFALO BANDITS GAME NOTES

BUFFALO BANDITS (14-4) @ TORONTO ROCK (13-5)



WINNING WAYS

The Bandits defeated the Toronto Rock 18-17 in game one of the East Conference Final, now leading the best-of-three series 1-0. It only took **Josh Byrne** 30 seconds to get one past Toronto goaltender Nick Rose and place the first goal of the game in the net. It was not an easy game from there, Toronto kept the momentum by scoring the next goal not even a minute later. Both teams had not one repeated goal scorer in the first quarter. Even with an early lead, the Bandits trailed twice and started the third quarter tied. The Bandits were able to increase their lead to four at 12-8 minutes into the third quarter. Toronto was not going to give it up easily, but with **Josh Byrne's** season-high four goals and seven assists (4+7) and **Dhane Smith's** game-winning goal and contribution of ten points (3+7) the Bandits were able to secure the win. **Chris Cloutier** made a big difference in the game with his five-point effort (3+2). **Connor Fields** and **Chase Fraser** added two points while **Tehoka Nanticoke**, **Ian MacKay**, **Steve Priolo**, and **Kyle Buchanan** all chipped in a goal each towards the 18-17 win.

GAME PREVIEW

The Bandits will take on Toronto Rock tonight in hope to win the best-of-three series to head to the NLL Finals. The Bandits finished the regular season against Toronto 1-2. With a win tonight, the Bandits will have the chance to enter the NLL Finals for the first time since winning in 2008. This will be the eighth matchup all-time between Buffalo and Toronto in the playoffs.

THE GREAT DHANE

Bandits forward **Dhane Smith** recorded another multi-point game with ten points (3+7) last Sunday against Toronto, following his team-high six points (2+4) in the Bandits first game of the postseason on May 7 against Albany. **Smith** had the game-winning goal last Saturday against Toronto with only two minutes left in the last quarter to allow the Bandits to be up 1-0 in the NLL East Conference Finals. **Smith** now leads the NLL in both points (16) and assists (11) going into tonight's matchup. In 15 career playoff games, **Smith** is now third in franchise history in assists (53), goals (33), and points (33+53), only trailing John Tavares and Mark Steenhuis in both categories. **Smith** is now second in assists (53) in franchise history during playoffs, passing Mark Steenhuis and only trailing John Tavares, respectfully. **Smith** hit another milestone last Saturday against Toronto with his seven assists, passing 50-career playoff assists.

BYRNE, BABY, BYRNE

Bandits forward **Josh Byrne** left his mark last Sunday against Toronto with not only a game-high, but a personal season-high 11 points (4+7). **Byrne** scored the first goal of the game 30 seconds in against Toronto last Sunday. Last weekend's game is the second time **Byrne** has scored four goals against Toronto dating back to the regular season when he tallied eight points (4+4) on Jan. 8. **Byrne** has already surpassed the 10 points that he recorded back in the 2019 playoffs as he has posted 15 points (6+9) in just two games. Going into tonight's game, **Byrne** is second in goals (6), assists (11), and points (15) in the NLL, trailing teammate **Dhane Smith** in two of those categories.

IN-VINC-IBLE

Matt Vinc continues to be a huge factor in the Bandits incredible 14-4 season. With 41 saves on the 58 shots taken last Sunday, **Vinc** now leads the NLL with 86 saves and two wins going into tonight's game. With last Sunday's victory, **Vinc** now holds the all-time NLL playoff record with 1,925 minutes played and 1,225 goalie saves. **Vinc** trails only John Tavares's all-time NLL playoff record by three with 35 playoff career games played. With Sunday's victory, **Vinc** now ties Anthony Cosmo, Steve Dietrich, Bill Gerrie, and Mike Thompson in Bandit franchise history with four playoff wins.

KINGS OF THE EAST

With their victory on April 16 at Georgia, the Bandits clinched the No.1 seed in the East Division and the best regular-season record among all NLL teams, giving them home-field advantage throughout this season's playoffs. Buffalo fights to make their 11th championship appearance in franchise history.

UPCOMING MILESTONES

Dhane Smith needs seven assists to become the tenth player all-time to reach 60 in his postseason career and 14 points to become the 12th player all-time to reach 100.



2021-22 Buffalo Bandits Roster



Active Roster

| No. | Name | Pos. | Shoots | Ht. | Wt. | DOB | Hometown |
|-----|--------------------|------|--------|------|-----|----------|---------------------|
| 1 | Tehoka Nanticoke | F | R | 6-1 | 230 | 1/18/98 | Six Nations, ON |
| 2 | Chris Cloutier | F | L | 6-0 | 227 | 12/4/95 | Kitchener, ON |
| 4 | Ian MacKay | T | L | 5-10 | 216 | 5/31/94 | Port Elgin, ON |
| 5 | Connor Fields | F | L | 6-0 | 180 | 10/10/95 | East Amherst, NY |
| 6 | Max Adler | T | R | 5-10 | 190 | 7/6/1994 | Ft. Lauderdale, FL |
| 8 | Kevin Brownell 'A' | T | R | 6-0 | 180 | 8/16/88 | Millgrove, ON |
| 10 | Brad McCulley | F | L | 6-1 | 200 | 1/1/97 | Victoria, BC |
| 17 | Jordan Stouros | T | L | 5-11 | 200 | 9/27/96 | Ottawa, ON |
| 20 | Nick Weiss | T | R | 6-2 | 212 | 8/16/92 | Port Hope, ON |
| 21 | Justin Martin | D | L | 5-11 | 182 | 4/4/95 | Oakville, ON |
| 22 | Josh Byrne | F | L | 6-3 | 207 | 4/15/94 | New Westminster, BC |
| 23 | Steve Priolo 'C' | D | R | 6-5 | 227 | 1/15/89 | St. Catharines, ON |
| 25 | Matt Spanger | D | R | 6-4 | 207 | 11/27/92 | Toronto, ON |
| 27 | Dalton Sulver | T | R | 6-1 | 213 | 3/8/98 | Kingwood, TX |
| 37 | Ethan O'Connor | D | R | 6-1 | 185 | 3/5/92 | Milton, ON |
| 48 | Matt Vinc | G | R | 6-1 | 212 | 6/9/82 | St. Catharines, ON |
| 57 | Doug Buchan | G | R | 6-3 | 284 | 9/20/94 | St. Catharines, ON |
| 83 | Frank Brown | D | R | 6-4 | 220 | 11/23/93 | Salamanca, NY |
| 91 | Kyle Buchanan | F | R | 5-8 | 165 | 10/27/87 | Nepean, ON |
| 92 | Dhane Smith 'A' | F | R | 6-2 | 207 | 9/23/92 | Kitchener, ON |
| 95 | Chase Fraser | F | R | 6-3 | 200 | 8/3/95 | Vancouver, BC |

Practice Squad

| No. | Name | Pos. | Shoots | Ht. | Wt. | DOB | Hometown |
|-----|--------------------|------|--------|-----|-----|---------|------------------|
| 13 | Sam La Roue | F | R | 6-4 | 210 | 6/3/02 | South Surrey, BC |
| 30 | Devlin Shanahan | G | L | 6-0 | 177 | 2/10/99 | Mississauga, ON |
| 49 | Marcus Minichiello | D | R | 6-2 | 165 | 4/21/97 | Etobicoke, ON |

Injured Reserve

| No. | Name | Pos. | Shoots | Ht. | Wt. | DOB | Hometown |
|-----|----------------------|------|--------|-----|-----|----------|------------------|
| 44 | Nathaniel Kozevnikov | F | R | 6-1 | 225 | 3/31/98 | Langley, BC |
| 53 | Justin Robinson | D | L | 6-1 | 185 | 10/20/97 | Pickering, ON |
| 94 | Bryce Sweeting | D | L | 6-2 | 204 | 7/7/94 | Peterborough, ON |

Front Office

| Name | Position | Experience |
|-----------------|---------------------------------|---------------------------|
| Steve Dietrich | General Manager/Assistant Coach | 9th season |
| John Tavares | Head Coach | 3rd season (6th overall) |
| Anthony Cosmo | Goaltending Coach | 4th season |
| Eric Vinc | Video Coach | 3rd season |
| Troy Cordingley | Assistant General Manager | 3rd season (13th overall) |
| Rob Buchan | Western Scout | 9th season |



2021-22 Buffalo Bandits Pronunciation Guide



Players

| No. | Name | Pos. | Shoots | Ht. | Wt. | Pronunciation |
|-----|------------------|------|--------|------|-----|-------------------------|
| 1 | Tehoka Nanticoke | F | R | 6-1 | 230 | Day-HO-ga NHAN-teh-coke |
| 2 | Chris Cloutier | F | L | 6-0 | 227 | KRIHS KLOO-chee-ay |
| 4 | Ian MacKay | T | L | 5-10 | 216 | EE-an muh-KAY |
| 5 | Connor Fields | F | L | 6-0 | 180 | KAW-nuhr FEELDS |
| 6 | Max Adler | T | R | 5-10 | 190 | MAX ADD-luhr |
| 8 | Kevin Brownell | T | R | 6-0 | 180 | KEH-vihn brow-NEHL |
| 10 | Brad McCulley | F | L | 6-1 | 200 | BRAD muhk-KULL-ee |
| 17 | Jordan Stouros | T | L | 5-11 | 200 | JOHR-duhn STIR-us |
| 20 | Nick Weiss | T | R | 6-2 | 212 | NIHK WEES |
| 21 | Justin Martin | D | L | 5-11 | 182 | JUHS-tihn MAHR-tihn |
| 22 | Josh Byrne | F | L | 6-3 | 207 | JAHS BUHRN |
| 23 | Steve Priolo | D | R | 6-5 | 227 | STEEVE pree-OH-loh |
| 25 | Matt Spanger | D | R | 6-4 | 207 | MAT SPAYN-guhr |
| 27 | Dalton Sulver | T | R | 6-1 | 213 | DAHL-tuhn SHUL-ver |
| 37 | Ethan O'Connor | D | R | 6-1 | 185 | EE-thihn oh-CAW-nuhr |
| 53 | Justin Robinson | D | L | 6-1 | 185 | JUHS-tihn RAW-bihn-suhn |
| 83 | Frank Brown | D | R | 6-4 | 220 | FRANK BROWN |
| 91 | Kyle Buchanan | F | R | 5-8 | 165 | KIGHL bew-KAN-an |
| 92 | Dhane Smith | F | R | 6-2 | 207 | DAYN SMIHTH |
| 94 | Bryce Sweeting | D | L | 6-2 | 204 | BRIGHS SWEET-eeng |
| 95 | Chase Fraser | F | R | 6-3 | 200 | CHAYS FRAY-zuhr |

| No. | Name | Pos. | Shoots | Ht. | Wt. | Pronunciation |
|-----|-------------|------|--------|-----|-----|---------------|
| 48 | Matt Vinc | G | R | 6-1 | 212 | MAT VIHNS |
| 57 | Doug Buchan | G | R | 6-3 | 284 | DUHG BUH-cihn |



















Practice Squad

| No. | Name | Pos. | Shoots | Ht. | Wt. | Pronunciation |
|-----|--------------------|------|--------|-----|-----|------------------------------|
| 13 | Sam La Roue | F | R | 6-4 | 210 | SAM lah-REW |
| 30 | Devlin Shanahan | G | L | 6-0 | 177 | DEHV-lihn SHAN-uh-han |
| 49 | Marcus Minichiello | D | R | 6-2 | 165 | MAHR-kuhs MIHN-EE-kee-EHL-oh |

Front Office

| Name | Position | Experience | Pronunciation |
|-----------------|---------------------------|---------------------------|----------------------|
| Steve Dietrich | General Manager | 9th season | STEEVE DEE-trihk |
| John Tavares | Head Coach | 3rd season (6th overall) | JAHN tah-VAHR-ihs |
| Anthony Cosmo | Goaltending Coach | 4th season | AN-thuh-nee KAHZ-moh |
| Eric Vinc | Video Coach | 3rd season | AIR-ihk VIHNS |
| Troy Cordingley | Assistant General Manager | 3rd season (13th overall) | TROY KOHR-deeng-lee |
| Rob Buchan | Western Scout | 9th season | RAHB BUH-cihn |

2021-2022 Buffalo Bandits Playoff-Season Statistics

| RANKPLAYER | | TEAM | P | GP | G | A | PTS | PIM | PPG | PPA | SHG | SHA | GWG | LB | TO | CTO | SOG | FO | FO% |
|------------|------------------|---|---|----|---|----|-----|-----|-----|-----|-----|-----|-----|----|----|-----|-----|-------|------|
| #1 | Dhane Smith |  Buffalo Bandits | F | 2 | 5 | 11 | 16 | 0 | 0 | 0 | 0 | 0 | 1 | 8 | 8 | 0 | 24 | 0/0 | 0.0 |
| #2 | Josh Byrne |  Buffalo Bandits | F | 2 | 6 | 9 | 15 | 0 | 0 | 1 | 0 | 0 | 0 | 8 | 5 | 1 | 20 | 0/0 | 0.0 |
| #3 | Connor Fields |  Buffalo Bandits | F | 2 | 4 | 4 | 8 | 0 | 1 | 0 | 0 | 0 | 1 | 12 | 2 | 0 | 15 | 0/0 | 0.0 |
| #4 | Chris Cloutier |  Buffalo Bandits | F | 2 | 4 | 3 | 7 | 0 | 0 | 1 | 0 | 0 | 0 | 13 | 0 | 0 | 14 | 0/0 | 0.0 |
| #5 | Chase Fraser |  Buffalo Bandits | F | 2 | 2 | 2 | 4 | 4 | 0 | 0 | 0 | 0 | 0 | 5 | 4 | 0 | 10 | 0/0 | 0.0 |
| | Steve Priolo |  Buffalo Bandits | D | 2 | 2 | 2 | 4 | 4 | 0 | 0 | 0 | 0 | 0 | 21 | 2 | 2 | 3 | 0/0 | 0.0 |
| | Kyle Buchanan |  Buffalo Bandits | F | 2 | 1 | 3 | 4 | 0 | 0 | 0 | 0 | 0 | 0 | 10 | 1 | 0 | 5 | 0/0 | 0.0 |
| #8 | Ian MacKay |  Buffalo Bandits | T | 2 | 2 | 1 | 3 | 0 | 0 | 0 | 0 | 0 | 0 | 17 | 1 | 1 | 4 | 0/1 | 0.0 |
| | Tehoka Nanticoke |  Buffalo Bandits | F | 2 | 1 | 2 | 3 | 4 | 0 | 0 | 0 | 0 | 0 | 3 | 1 | 1 | 8 | 0/0 | 0.0 |
| | Kevin Brownell |  Buffalo Bandits | T | 2 | 0 | 3 | 3 | 0 | 0 | 0 | 0 | 0 | 0 | 6 | 0 | 0 | 1 | 0/0 | 0.0 |
| #11 | Frank Brown |  Buffalo Bandits | D | 2 | 1 | 0 | 1 | 0 | 0 | 0 | 0 | 0 | 0 | 11 | 0 | 0 | 4 | 0/0 | 0.0 |
| | Matt Spanger |  Buffalo Bandits | D | 2 | 0 | 1 | 1 | 0 | 0 | 0 | 0 | 0 | 0 | 6 | 2 | 2 | 2 | 0/0 | 0.0 |
| | Nick Weiss |  Buffalo Bandits | T | 2 | 0 | 1 | 1 | 0 | 0 | 0 | 0 | 0 | 0 | 10 | 0 | 0 | 0 | 0/1 | 0.0 |
| #14 | Jordan Stouros |  Buffalo Bandits | T | 1 | 0 | 0 | 0 | 0 | 0 | 0 | 0 | 0 | 0 | 0 | 0 | 0 | 0 | 0/0 | 0.0 |
| | Bryce Sweeting |  Buffalo Bandits | D | 1 | 0 | 0 | 0 | 0 | 0 | 0 | 0 | 0 | 0 | 2 | 1 | 1 | 0 | 0/0 | 0.0 |
| | Max Adler |  Buffalo Bandits | T | 2 | 0 | 0 | 0 | 0 | 0 | 0 | 0 | 0 | 0 | 4 | 1 | 0 | 0 | 20/56 | 35.7 |
| | Justin Martin |  Buffalo Bandits | D | 2 | 0 | 0 | 0 | 0 | 0 | 0 | 0 | 0 | 0 | 2 | 1 | 1 | 0 | 0/0 | 0.0 |
| | Ethan O'Connor |  Buffalo Bandits | D | 2 | 0 | 0 | 0 | 0 | 0 | 0 | 0 | 0 | 0 | 9 | 0 | 0 | 0 | 0/0 | 0.0 |

| RANKPLAYER | | TEAM | P | GP | MIN | W | L | GA | GAA | SV | SV% |
|------------|-----------|---|---|----|--------|---|---|----|-------|----|------|
| #1 | Matt Vinc |  Buffalo Bandits | G | 2 | 120:00 | 2 | 0 | 22 | 11.00 | 86 | .796 |

2021-22 Buffalo Bandits Regular Season Highs/Lows & Streaks

TEAM SCORING

Most Goals Scored – Game
Most Goals Scored – Quarter
Most Goals Allowed – Game
Most Goals Allowed – Quarter
Fewest Goals Scored – Game
Fewest Goals Scored – Quarter
Fewest Goals Allowed – Game
Fewest Goals Allowed – Quarter
Largest Margin of Victory
Largest Margin of Defeat
Most Power Play Goals – Game
Most Power Play Opportunities – Game
Most Power Play Goals Against – Game
Most Power Play Opportunities Against – Game

18 – (2x), Last: 4/16 at GA
8 – 4/16 at GA (2nd)
17 – 1/30 at NY
7 – (4x), Last: 4/30 vs. TOR (4th)
7 – 4/30 vs. TOR
0 – (3x), Last: 2/18 vs. ALB (1st & 3rd)
5 – 3/12 vs. PHI
0 – (10x), Last: 4/30 vs. TOR (2nd)
12 – 3/12 vs. PHI (17-5)
3 – (2x), Last: 4/30 vs. TOR (10-7)
5 – 1/30 at NY
8 – 1/8 vs. TOR
6 – 1/30 at NY
10 – 1/30 at NY

SHOOTING

Most Shots Taken – Game
Fewest Shots Taken – Game
Most Shots Allowed – Game
Fewest Shots Allowed – Game

65 – 4/16 at GA
42 – (2x), Last: 3/27 at HFX
71 – 3/27 at HFX
37 – (2x), Last: 4/16 at GA

PENALTY MINUTES

Most Penalty Minutes – Game
Fewest Penalty Minutes – Game
Most Opponent Penalty Minutes – Game
Fewest Opponent Penalty Minutes – Game

31 – 1/8 vs. TOR
2 – 3/12 vs. PHI
47 – 1/8 vs. TOR
2 – (2x), Last: 4/30 vs. TOR

TEAM STREAKS

Longest Winning Streak
Longest Home Winning Streak
Longest Road Winning Streak
Longest Losing Streak
Longest Home Losing Streak
Longest Road Losing Streak

7 – 2/18 vs. ALB to 3/31 at PHI
7 – 12/4 vs. CGY to 3/26 vs. HFX
4 – 2/26 at ROC to 3/31 at PHI
2 – 4/2 at COL to 4/9 vs. NY
N/A
N/A

INDIVIDUAL HIGHS FOR A GAME

Most Goals
Most Assists
Most Points
Most Penalty Minutes
Most Shots on Goal
Most Loose balls
Most Saves
Most Goals by Opponent
Most Assists by Opponent
Most Points by Opponent
Most Penalty Minutes by Opponent
Most Shots on Goal by Opponent
Most Loose balls by Opponent
Most Saves by Opponent

5 – (2x), Last: Dhane Smith, 3/27 at HFX
10 – Dhane Smith, 3/12 vs. PHI
12 – (2x), Last: Dhane Smith, (3+9), 4/2 at COL
20 – Tehoka Nanticoke 4/9 vs. NY
16 – Dhane Smith, 4/2 at COL
12 – (2x), Last: Ian MacKay, 3/12 vs. PHI
60 – Matt Vinc, 3/27 at HFX
6 – Jeff Teat, 4/9 vs. NY
9 – Jeff Teat, 1/30 at NY
12 – Jeff Teat (3+9), 1/30 at NY
17 – Billy Hostrawser, 1/8 vs. TOR
21 – Rob Hellyer, 1/8 vs. TOR
16 – (2x); Last: TD Irelan, 2/12 at TOR
48 – (2x) Last: Dillon Ward, 4/2 at COL

2021-22 Buffalo Bandits Playoffs

Highs/Lows & Streaks

TEAM SCORING

| | |
|--|-----------------------------------|
| Most Goals Scored – Game | 18 – 5/15 vs. TOR |
| Most Goals Scored – Quarter | 6 – 5/15 vs. TOR (4th) |
| Most Goals Allowed – Game | 17 – 5/15 vs. TOR |
| Most Goals Allowed – Quarter | 5 – 5/15 vs. TOR (2nd & 4th) |
| Fewest Goals Scored – Game | 10- 5/7 vs. ALB |
| Fewest Goals Scored – Quarter | 1 – 5/7 vs. ALB (1st) |
| Fewest Goals Allowed – Game | 5 – 5/7 vs. ALB |
| Fewest Goals Allowed – Quarter | 1 – 5/7 vs. ALB (1st, 2nd, & 4th) |
| Largest Margin of Victory | 5 – 5/7 vs. ALB (10-5) |
| Largest Margin of Defeat | NA |
| Most Power Play Goals – Game | 1 – 5/7 vs. ALB |
| Most Power Play Opportunities – Game | 2 – 5/7 vs. ALB |
| Most Power Play Goals Against – Game | 1 – 5/7 vs. ALB |
| Most Power Play Opportunities Against – Game | 2 – 5/7 vs. ALB |

SHOOTING

| | |
|-----------------------------|-------------------|
| Most Shots Taken – Game | 59 – 5/7 vs. ALB |
| Fewest Shots Taken – Game | 51 – 5/15 vs. TOR |
| Most Shots Allowed – Game | 58– 5/15 vs. TOR |
| Fewest Shots Allowed – Game | 50– 5/7 vs. ALB |

PENALTY MINUTES

| | |
|--|------------------|
| Most Penalty Minutes – Game | 10 – 5/7 vs. ALB |
| Fewest Penalty Minutes – Game | 2 – 5/15 vs. TOR |
| Most Opponent Penalty Minutes – Game | 8 – 5/7 vs. ALB |
| Fewest Opponent Penalty Minutes – Game | 0 – 5/15 vs. TOR |

INDIVIDUAL HIGHS FOR A GAME

| | |
|----------------------------------|---|
| Most Goals | 4 – Josh Byrne, 5/15 vs. TOR |
| Most Assists | 7 – Smith & Byrne, 5/15 vs. TOR |
| Most Points | 11 – Josh Byrne, (4+7), 5/15 vs. TOR |
| Most Penalty Minutes | 4 – Tehoka Nanticoke & Chase Fraser 5/7 vs. ALB |
| Most Shots on Goal | 13 – Dhane Smith, 5/7 vs. ALB |
| Most Loose balls | 14 – Steve Priolo, 5/7 vs. ALB |
| Most Saves | 45 – Matt Vinc, 5/7 vs. ALB |
| Most Goals by Opponent | 4 – Zach Manns 5/15 vs. TOR |
| Most Assists by Opponent | 4 – Tom Schreiber, 5/15 vs. TOR |
| Most Points by Opponent | 8 – Tom Schreiber, 5/15 vs. TOR |
| Most Penalty Minutes by Opponent | 4 – Greg Downing & Jacob Ruest, 5/7 vs. ALB |
| Most Shots on Goal by Opponent | 16 – Tom Schreiber, 5/15 vs. TOR |
| Most Loose balls by Opponent | 16 – Mitch de Snoo, 5/15 vs. TOR |
| Most Saves by Opponent | 49 – Doug Jamieson, 5/7 vs. ALB |

2021-22 Buffalo Bandits Game Summaries

| # | Player | 12/4 vs. CGY | 12/11 at ROC | 1/8 vs. TOR | 1/14 vs. GA | 1/30 at NY | 2/5 vs. ROC | 2/12 at TOR | 2/18 vs. ALB | 2/26 at ROC |
|----|----------------------|--------------------|--------------------|-------------------|-------------------|------------------|-------------------|-------------------|--------------------|-------------------|
| 1 | Tehoka Nanticoke | 3-0 | 1-0 | 1-1 | 1-3 | 3-3 | 1-3 | 1-0 | 3-0 | 3-0 |
| 2 | Chris Cloutier | 1-3 | 2-1 | 1-5 | 2-2 | 1-2 | 1-2 | 0-3 | 4-1 | 0-3 |
| 4 | Ian MacKay | PUP | 1-0 | 1-2 | 1-0 | 0-2 | 0-0 | 0-0 | 0-1 | 1-0 |
| 5 | Connor Fields | 4-1 | 4-2 | 0-1 | 0-2 | 4-2 | 0-2 | 3-0 | 2-1 | 3-2 |
| 6 | Max Adler | N/A | N/A | N/A | N/A | N/A | N/A | N/A | 0-0 | 1-0 |
| 8 | Kevin Brownell | 0-2 | DND | 0-0 | 0-0 | 1-1 | 0-1 | 0-0 | 0-1 | 0-1 |
| 10 | Brad McCulley | DND | 0-0 | DND | 1-0 | 0-1 | DND | 0-0 | PS | PS |
| 13 | Sam La Roue | 0-0 | PS | PS | PS | DND | PS | PS | PS | PS |
| 17 | Jordan Stouros | DND | 0-0 | 0-0 | 0-0 | 0-0 | DND | DND | DND | 0-0 |
| 20 | Nick Weiss | 0-0 | 0-0 | INA | INA | 1-0 | 0-0 | 0-0 | 0-1 | 0-1 |
| 21 | Justin Martin | 0-0 | IR | 0-0 | INA | 0-0 | 0-0 | 0-0 | 0-0 | 0-0 |
| 22 | Josh Byrne | 4-3 | 0-3 | 4-4 | 2-5 | 3-2 | 2-1 | 1-1 | 0-5 | 0-7 |
| 23 | Steve Priolo | 0-1 | 1-0 | 0-0 | 0-2 | 0-1 | 0-2 | 0-1 | 1-1 | DND |
| 25 | Matt Spanger | IR | 1-1 | 0-0 | 1-0 | INA | 0-1 | 1-1 | 0-0 | 0-0 |
| 27 | Dalton Sulver | PS | PS | 0-0 | DND | 0-0 | PS | PS | INA | INA |
| 37 | Ethan O'Connor | 0-0 | 0-0 | 0-0 | 0-0 | 0-0 | 0-0 | DND | 0-0 | 0-0 |
| 44 | Nathaniel Kozevnikov | IR | IR | IR | IR | IR | IR | IR | IR | IR |
| 49 | Marcus Minichiello | 0-0 | DND | PS | DND | PS | PS | PS | PS | PS |
| 53 | Justin Robinson | 0-2 | 0-0 | 0-1 | 0-1 | 0-0 | 0-0 | 0-1 | 0-0 | 1-0 |
| 83 | Frank Brown | PUP | PUP | PUP | PUP | PUP | PUP | PUP | PUP | PUP |
| 91 | Kyle Buchanan | 0-4 | 1-3 | 0-2 | 1-2 | INA | 2-2 | 2-2 | 0-4 | 1-1 |
| 92 | Dhane Smith | 3-6 | 1-3 | 1-5 | 2-3 | 2-9 | 4-3 | 2-3 | 2-4 | 3-6 |
| 94 | Bryce Sweeting | 0-0 | 0-0 | INA | 0-0 | 0-1 | 0-0 | 0-0 | 0-0 | 0-0 |
| 95 | Chase Fraser | 1-3 | 0-4 | 4-0 | 1-1 | 3-1 | 1-0 | 0-1 | 1-1 | 1-3 |
| | | | | | | | | | | |
| 30 | Devlin Shanahan | DNP | DNP | INA | DNP | DNP | PS | PS | PS | PS |
| 48 | Matt Vinc | 49-58 | 48-56 | 45-51 | 37-47 | 32-49 | 38-46 | 36-48 | 54-62 | 52-60 |
| 57 | Doug Buchan | INA | INA | DNP | PS | PS | DNP | DNP | DNP | DNP |
| | | | | | | | | | | |
| | FINAL | 16-9 | 12-8 | 12-6 | 12-10 | 18-17* | 11-8 | 10-12 | 13-8 | 14-8 |
| | PP | 1-5 | 0-1 | 3-8 | 2-4 | 5-7 | 0-2 | 2-4 | 1-4 | 3-6 |
| | PK | 3-5 | 4-5 | 6-8 | 3-3 | 4-10 | 4-6 | 3-5 | 3-8 | 1-4 |
| | BUF PIM | 10 | 10 | 31 | 6 | 20 | 20 | 15 | 23 | 12 |
| | OPP PIM | 10 | 4 | 47 | 8 | 15 | 22 | 13 | 15 | 24 |
| | GWG | Nantico- ke | Clout- ier | Smith | MacKay | Cloutier | Byrne | Craig (TOR) | Nanticoke | Nantico- ke |
| | 1 ST GOAL | Smith | Smith | Byrne | Cloutier | Nanticoke | Buchanan | Byrne | Nanticoke | Fraser |
| | RECORD | 1-0 | 2-0 | 3-0 | 4-0 | 5-0 | 6-0 | 6-1 | 7-1 | 8-1 |

DND – Did not Dress;
PS – Practice Squad;

DNP – Did not Play; FA – Free Agent; INA – Inactive; IR – Injured Reserve;
PUP – Physically Unable to Perform; SUSP – Suspended; *Overtime

2021-22 Buffalo Bandits Game Summaries

| # | Player | 5/7 vs. ALB | 5/15 vs. TOR | | | | | | | |
|----|----------------------|-------------------|--------------------|--|--|--|--|--|--|--|
| 1 | Tehoka Nanticoke | 0-1 | 1-1 | | | | | | | |
| 2 | Chris Cloutier | 1-1 | 3-2 | | | | | | | |
| 4 | Ian MacKay | 1-0 | 1-1 | | | | | | | |
| 5 | Connor Fields | 2-2 | 2-2 | | | | | | | |
| 6 | Max Adler | 0-0 | 0-0 | | | | | | | |
| 8 | Kevin Brownell | 0-3 | 0-0 | | | | | | | |
| 10 | Brad McCulley | DND | DND | | | | | | | |
| 13 | Sam La Roue | PS | PS | | | | | | | |
| 17 | Jordan Stouros | DND | 0-0 | | | | | | | |
| 20 | Nick Weiss | 0-0 | 0-1 | | | | | | | |
| 21 | Justin Martin | 0-0 | 0-0 | | | | | | | |
| 22 | Josh Byrne | 2-2 | 4-7 | | | | | | | |
| 23 | Steve Priolo | 1-1 | 1-1 | | | | | | | |
| 25 | Matt Spanger | 0-1 | 0-0 | | | | | | | |
| 27 | Dalton Sulver | PS | DND | | | | | | | |
| 37 | Ethan O'Connor | 0-0 | 0-0 | | | | | | | |
| 44 | Nathaniel Kozevnikov | IR | IR | | | | | | | |
| 49 | Marcus Minichiello | PS | PS | | | | | | | |
| 53 | Justin Robinson | IR | IR | | | | | | | |
| 83 | Frank Brown | 1-0 | 0-0 | | | | | | | |
| 91 | Kyle Buchanan | 0-2 | 1-1 | | | | | | | |
| 92 | Dhane Smith | 2-4 | 3-7 | | | | | | | |
| 94 | Bryce Sweeting | 0-0 | IR | | | | | | | |
| 95 | Chase Fraser | 0-0 | | | | | | | | |
| | | | | | | | | | | |
| 30 | Devlin Shanahan | PS | PS | | | | | | | |
| 48 | Matt Vinc | 45-50 | 41-58 | | | | | | | |
| 57 | Doug Buchan | DNP | DND | | | | | | | |
| | | | | | | | | | | |
| | FINAL | 10-5 | 18-17 | | | | | | | |
| | PP | 1-2 | 0-0 | | | | | | | |
| | PK | 2-2 | 1-1 | | | | | | | |
| | BUF PIM | 10 | 2 | | | | | | | |
| | OPP PIM | 8 | 0 | | | | | | | |
| | GWG | Fields | Sith | | | | | | | |
| | 1 ST GOAL | O'Connor (ALB) | Byrne | | | | | | | |

DND – Did not Dress; DNP – Did not Play; FA – Free Agent; INA – Inactive; IR – Injured Reserve;
 PS – Practice Squad; PUP – Physically Unable to Perform; SUSP – Suspended; *Overtime

Playoff Franchise Leaders

GAMES PLAYED

| | |
|---------------------|-----------|
| John Tavares | 38* |
| Mark Steenhuis | 29 |
| Rich Kilgour | 25 |
| Billy Dee Smith | 25 |
| Steve Priolo | 17 |
| Pat McCready | 16 |
| Chris White | 15 |
| Dhane Smith | 15 |
| Darris Kilgour | 13 |
| Kyle Couling | 12 |

GOALS

| | |
|--------------------|-----------|
| John Tavares | 84* |
| Mark Steenhuis | 54 |
| Dhane Smith | 33 |
| Mike Accursi | 30 |
| Darris Kilgour | 23 |
| Ryan Benesch | 20 |
| Kevin Dostie | 15 |
| Troy Cordingley | 14 |
| Jonas Derks | 13 |
| Bob Hamley | 13 |

ASSISTS

| | |
|--------------------|-----------|
| John Tavares | 116* |
| Dhane Smith | 53 |
| Mark Steenhuis | 45 |
| Darris Kilgour | 32 |
| Mike Accursi | 26 |
| Rich Kilgour | 26 |
| Delby Powless | 25 |
| Jim Veltman | 25 |
| Ryan Benesch | 25 |
| Jason Crosbie | 24 |

POINTS

| | |
|--------------------|-----------|
| John Tavares | 200* |
| Mark Steenhuis | 99 |
| Dhane Smith | 86 |
| Mike Accursi | 56 |
| Darris Kilgour | 55 |
| Ryan Benesch | 45 |
| Rich Kilgour | 39 |
| Roger Vyse | 37 |
| Jim Veltman | 34 |
| Chad Culp | 33 |

PENALTY MINUTES

| | |
|-----------------|----|
| Billy Dee Smith | 75 |
| Darris Kilgour | 63 |
| Ian Llord | 42 |
| Pat McCready | 31 |
| Chris White | 30 |
| John Tavares | 27 |
| Rich Kilgour | 26 |
| Mark Steenhuis | 26 |
| Mitch de Snoo | 24 |
| Brian Hall | 24 |

LOOSE BALLS

| | |
|---------------------|------------|
| John Tavares | 273 |
| Mark Steenhuis | 193 |
| Pat McCready | 123 |
| Jim Veltman | 123 |
| Jay Thorimbert | 107 |
| Steve Priolo | 111 |
| Rich Kilgour | 89 |
| Darris Kilgour | 77 |
| Billy Dee Smith | 71 |
| Brian Hall | 69 |

FACEOFFS WON

| | |
|-----------------|-----|
| Rich Kilgour | 352 |
| Darris Kilgour | 255 |
| Rob Kirkby | 225 |
| Tom Phair | 179 |
| Brian Silcott | 176 |
| Jay Thorimbert | 174 |
| Cory Bomberly | 161 |
| Kevin Alexander | 137 |
| Delby Powless | 68 |
| Shaydon Santos | 51 |

GOALTENDER WINS

| | |
|------------------|----------|
| Anthony Cosmo | 4 |
| Steve Dietrich | 4 |
| Bill Gerrie | 4 |
| Mike Thompson | 4 |
| Matt Vinc | 4 |
| Ross Cowie | 3 |
| Ken Montour | 2 |
| Pat O'Toole | 2 |
| Corey Quinn | 1 |

SAVES

| | |
|------------------|------------|
| Anthony Cosmo | 367 |
| Steve Dietrich | 277 |
| Mike Thompson | 269 |
| Matt Vinc | 246 |
| Ross Cowie | 235 |
| Bill Gerrie | 185 |
| Ken Montour | 127 |
| Pat O'Toole | 115 |
| Corey Quinn | 83 |

GAME-WINNING GOALS

| | |
|-----------------|---|
| Mark Steenhuis | 8 |
| John Tavares | 4 |
| Darris Kilgour | 3 |
| Kevin Dostie | 2 |
| Mike Accursi | 1 |
| Kevin Alexander | 1 |
| Ryan Benesch | 1 |
| Dean Cecconi | 1 |
| Chad Culp | 1 |
| Shawn Evans | 1 |

HEAD COACHING WINS

| | |
|---------------------|----------|
| Darris Kilgour | 11 |
| Les Bartley | 9 |
| Troy Cordingley | 4 |
| John Tavares | 4 |
| Rich Kilgour | 2 |
| Les Wakeling | 1 |

(* Indicates League Record)

Playoff Single-Game Team Records

Most

22 – March 27, 1992 at Boston (22-16)

26 – April 16, 1994 at Philadelphia (15-26)

41 – April 16, 1994 at Philadelphia (15-26)

9 – April 25, 2004 at Toronto (19-10)

9 – April 16, 1994 at Philadelphia (15-26)

Bandits Goals

Opponent Goals

Combined Goals

Bandits Margin of Victory

Opponent Margin of Victory

Fewest

3 – May 9, 2009 at New York (3-9)

5 – May 7, 2022 vs. Albany Firewolves (5-10)

12 – May 9, 2009 at New York (3-9)

1 – (4x) Last: April 30, 2011 vs. Boston (11-10)

1 – (5x) Last: May 25, 2019 at Calgary (13-14)

Buffalo Bandits Individual Single-Game Records

| | | | |
|-----------------------------|-------|---------------------------------|-------------------|
| Most Goals: | 8 - | Mark Steenhuis at Toronto | February 20, 2009 |
| | 7 - | Mark Steenhuis vs. Rochester | April 25, 2015 |
| | | Mark Steenhuis vs. Rochester | January 16, 2009 |
| | | John Tavares vs. Colorado | March 24, 2007 |
| | | Mark Steenhuis vs. Rochester | March 25, 2006 |
| | | John Tavares vs. Calgary | January 25, 2003 |
| | | John Tavares vs. Columbus | January 6, 2001 |
| | | Darris Kilgour at Ontario | February 21, 1998 |
| Most Assists: | *13 - | Mark Steenhuis vs. Toronto | February 14, 2009 |
| | 11 - | Dhane Smith at Georgia | February 12, 2019 |
| | 10 - | Dhane Smith vs. Philadelphia | March 12, 2022 |
| | | John Tavares vs. Minnesota | January 20, 2007 |
| | | John Tavares at Washington | March 23, 2002 |
| | | Derek Keenan vs. Baltimore | March 13, 1992 |
| Most Points: | *17 - | Mark Steenhuis vs. Toronto | February 14, 2009 |
| | 14 - | Derek Malawsky vs. Philadelphia | January 20, 2001 |
| | | Derek Keenan vs. Baltimore | March 13, 1992 |
| Most Penalty Minutes: | 37 - | Troy Bonterre at Rochester | April 14, 2007 |
| Most Shots on Goal: | 20 - | Dhane Smith vs. Vancouver | March 25, 2016 |
| | 20 - | John Tavares vs. Baltimore | March 3, 1998 |
| Most Loose balls Recovered: | 29 - | Jim Veltman vs. Baltimore | January 23, 1993 |
| | | Jim Veltman vs. Philadelphia | February 27, 1993 |
| Most Saves: | 60 - | Matt Vinc at Halifax | March 27, 2022 |
| | | Daniel Sams at Chicago | February 24, 2008 |

Note:

* Indicates NLL Record

Opposing Team Single-Game Individual Records

| | | | |
|-----------------------------|------|----------------------------|-------------------|
| Most Goals: | 8 - | Roy Colsey, New York | April 7, 2001 |
| | | Paul Gait, Detroit | January 25, 1992 |
| Most Assists: | 11 - | Dan Dawson, Rochester | January 31, 2015 |
| | | Garrett Billings, Toronto | March 31, 2012 |
| | | Derek Malawsky, Rochester | January 5, 2002 |
| | | Joe Resetarits, Rochester | February 24, 2018 |
| Most Points: | 15 - | Garrett Billings, Toronto | March 31, 2012 |
| | 14 - | Joe Resetartis, Rochester | February 24, 2018 |
| | 13 - | Derek Malawsky, Rochester | January 5, 2002 |
| Most Penalty Minutes: | 37 - | Geoff Snider, Philadelphia | February 24, 2007 |
| Most Shots on Goal: | 21 - | Rob Hellyer, Toronto | January 8, 2022 |
| Most Loose balls Recovered: | 28 - | Derek General, New Jersey | April 5, 2003 |

Buffalo Bandits Player Bios

1

Tehoka Nanticoke

Forward

Born: Jan. 18, 1998, Six Nations, ON

Height: 6'1"

Weight: 230

Shoots: Right

Acquired: Buffalo's first-round selection (3rd overall) in the 2021 NLL Entry Draft.

2021-22:

Playoff Season:

- Recorded two points on May 15 vs. TOR.
- Recorded one goal and two loose-ball recoveries on May 7 vs. ALB.

Regular Season:

- Recorded one goal and seven loose-ball recoveries on April 30 vs. TOR
- Tallied five points (2+3), including team-leading sixth game-winning goal of the season, on April 16 at GA
- Scored a goal and tallied six loose-ball recoveries on April 2 at COL
- Tallied two assists and three loose-ball recoveries on March 31 at PHI
- Tallied three points (2+1), including the game-winning goal (fifth of season), and seven loose-ball recoveries on March 26 vs. HFX
- Scored a single-game career-high five goals and tallied six points (5+1) on March 12 vs. PHI
- Tallied three points (2+1) and recorded five shots on goal on March 5 at ALB
- Scored team-leading third game-winning goal of the season on Feb. 26 at ROC
- Scored three goals and tallied eight shots on goal on Feb. 26 at ROC
- Scored three goals and tallied 10 shots on goal on Feb. 18 vs. ALB
- Tallied at least three assists in three consecutive games from Jan. 14 vs. GA to Feb. 5 vs. ROC
- Recorded four points (1+3) and eight shots on goal on Feb. 5 vs. ROC
- Tallied six points (3+3) and eight shots on goal on Jan. 30 at NY
- Recorded four points (1+3) on Jan. 14 vs. GA
- Registered two points (1+1), including first NLL assist, on Jan. 8 vs. TOR
- Scored a goal in first NLL road game on Dec. 11 at ROC
- Recorded a hat trick (3+0) in NLL debut in season opener on Dec. 4 vs. CGY

Career Statistics:

| Season | Team | Regular Season | | | | | | Playoffs | | | | | |
|---------|----------------|----------------|----|----|----|----|-----|----------|---|---|----|----|-----|
| | | GP | G | A | TP | LB | PIM | GP | G | A | TP | LB | PIM |
| 2021-22 | Buffalo | 18 | 32 | 19 | 51 | 53 | 37 | 2 | 1 | 2 | 3 | 3 | 4 |
| | NLL Totals | 18 | 32 | 19 | 51 | 53 | 37 | 2 | 1 | 2 | 3 | 3 | 4 |
| | Buffalo Totals | 18 | 32 | 19 | 51 | 53 | 37 | 2 | 1 | 2 | 3 | 3 | 4 |

Single-game season/career highs:

| | G | A | P | LB | PIM |
|---------------------|-----------------|----------------------|-----------------------|-----------------------|---------------|
| Season high: | 5 | 3 (3x) | 6 (2x) | 7 (2x) | 20 |
| | 3/12/22 vs. PHI | Last: 2/5/22 vs. ROC | Last: 3/12/22 vs. PHI | Last: 4/30/22 vs. TOR | 4/16/22 at GA |

| | | | | | |
|---------------------|-----------------|----------------------|-----------------------|-----------------------|---------------|
| Career high: | 5 | 3 (3x) | 6 (2x) | 7 (2x) | 20 |
| | 3/12/22 vs. PHI | Last: 2/5/22 vs. ROC | Last: 3/12/22 vs. PHI | Last: 4/30/22 vs. TOR | 4/16/22 at GA |

2

Chris Cloutier

Forward

Born: Dec. 4, 1995, Kitchener, ON

Height: 6'0"

Weight: 227

Shoots: Left

Acquired: Acquired from Philadelphia in exchange for Ryan Wagner and a first-round pick in the 2021 NLL Entry Draft on Feb. 6, 2019.

2021-22:

Playoff Season:

- Recorded five points (3+2) and tallied six loose-ball recoveries on May 15 vs. TOR
- Recorded two points and tallied seven loose-ball recoveries on May 7 vs. ALB

Regular Season:

- Recorded one goal and tallied four loose-ball recoveries on April 30 vs. TOR
- Tallied a single-game career-high eight points (3+5) on April 16 at GA
- Recorded three points (1+2) and nine shots on goal on April 9 vs. NY
- Scored a goal and tallied five loose-ball recoveries on April 2 at COL
- Recorded three points (1+2) and five shots on goal on March 31 at PHI
- Tallied three points (1+2) and seven shots on goal on March 27 at HFX
- Scored two goals and recorded six shots on goal on March 26 vs. HFX
- Tallied three points (2+1) and eight shots on goal on March 12 vs. PHI
- Scored a goal and tallied six loose-ball recoveries on March 5 at ALB
- Tallied three assists and seven shots on goal on Feb. 26 at ROC
- Recorded three points or more in eight consecutive games from Dec. 4 vs. CGY to Feb. 18 vs. ALB
- Tallied five points (4+1), including a team-high four goals, and 11 shots on goal on Feb. 18 vs. ALB
- Tallied three assists and six loose-ball recoveries on Feb. 12 at TOR
- Recorded three points (1+2) and seven shots on goal on Feb. 5 vs. ROC
- Scored the game-winning goal in overtime and tallied two assists on Jan. 30 at NY
- Recorded four points (2+2) on Jan. 14 vs. GA
- Tallied 100th career NLL point with a goal on Jan. 8 vs. TOR
- Recorded six points (1+5), tied for a team-high five assists, and registered eight loose-ball recoveries on Jan. 8 vs. TOR
- Tallied three points (2+1) on Dec. 11 at ROC
- Recorded four points (1+3) in season opener on Dec. 4 vs. CGY

Career Statistics:

| Season | Team | Regular Season | | | | | | Playoffs | | | | | |
|----------------|--------------|----------------|----|----|-----|-----|-----|----------|----|----|----|----|-----|
| | | GP | G | A | TP | LB | PIM | GP | G | A | TP | LB | PIM |
| 2019 | Philadelphia | 7 | 7 | 17 | 24 | 33 | 2 | -- | -- | -- | -- | -- | -- |
| 2019 | Buffalo | 8 | 12 | 10 | 22 | 29 | 0 | 2 | 2 | 6 | 8 | 6 | 0 |
| 2020 | Buffalo | 10 | 20 | 21 | 41 | 2 | 2 | -- | -- | -- | -- | -- | -- |
| 2021-22 | Buffalo | 18 | 25 | 34 | 58 | 65 | 8 | 2 | 4 | 3 | 7 | 13 | 0 |
| NLL Totals | | 43 | 64 | 82 | 146 | 129 | 12 | 4 | 6 | 9 | 15 | 19 | 0 |
| Buffalo Totals | | 36 | 57 | 65 | 122 | 99 | 10 | 4 | 6 | 9 | 15 | 19 | 0 |

Single-game season/career highs:

| | G | A | P | LB | PIM |
|---------------------|---------------------------------|-------------------------------|-------------------------|---------------------|-------------------------------|
| Season high: | 4 2/18/22 vs. ALB | 5 (2x) Last: 4/16/22 at GA | 8 4/16/22 at GA | 8 1/8/22 vs. TOR | 2 (4x) Last: 4/16/22 at GA |
| Career high: | 4 (2x) Last: 2/18/22 vs. ALB | 5 (2x) Last: 4/16/22 at GA | 8 (2x) 4/16/22 at GA | 8 1/8/22 vs. TOR | 2 (6x) Last: 4/16/22 at GA |

4

Ian MacKay Transition

Born: May 13, 1994, Port Elgin, ON

Height: 5'10"

Weight: 216

Shoots: Left

Acquired: Buffalo's first-round selection (4th overall) in the 2018 NLL Entry Draft.

2021-22:

Playoff Season:

- Recorded two points (1+1) and tallied 11 loose-ball recoveries on May 15 vs. TOR
- Recorded one goal and tallied 6 loose-ball recoveries on May 7 vs. ALB

Regular Season:

- Recorded six loose-ball recoveries on April 30 vs. TOR
- Scored a goal, won 11 of 19 faceoffs and tallied a team-high 10 loose-ball recoveries on April 9 vs. NY
- Recorded three points (1+2) on March 31 at PHI
- Tallied two assists and six loose-ball recoveries on March 27 at HFX
- Tallied three points (2+1) on March 26 vs. HFX
- Tallied two points (1+1) and 12 loose-ball recoveries on March 12 vs. PHI
- Scored a goal and tallied nine loose-ball recoveries on March 5 at ALB
- Scored a goal and tallied 10 loose-ball recoveries on Feb. 26 at ROC
- Recorded an assist and six loose-ball recoveries on Feb. 18 vs. ALB
- Tallied six loose-ball recoveries on Feb. 12 at TOR
- Recorded one loose-ball recovery on Feb. 5 vs. ROC
- Tallied two assists and a team-high 12 loose-ball recoveries on Jan. 30 at NY
- Scored a goal and tallied four loose-ball recoveries on Jan. 14 vs. GA
- Tallied three points (1+2) and four loose-ball recoveries on Jan. 8 vs. TOR
- Scored a goal and registered four loose-ball recoveries in season debut on Dec. 11 at ROC

Career Statistics:

| Season | Team | Regular Season | | | | | | Playoffs | | | | | |
|----------------|---------|----------------|----|----|----|-----|-----|----------|----|----|----|----|-----|
| | | GP | G | A | TP | LB | PIM | GP | G | A | TP | LB | PIM |
| 2019 | Buffalo | 18 | 11 | 21 | 32 | 88 | 8 | 4 | 1 | 1 | 2 | 15 | 12 |
| 2020 | Buffalo | 11 | 7 | 4 | 11 | 93 | 16 | -- | -- | -- | -- | -- | -- |
| 2021-22 | Buffalo | 17 | 11 | 12 | 23 | 104 | 16 | 2 | 2 | 1 | 3 | 17 | 0 |
| NLL Totals | | 46 | 29 | 37 | 66 | 285 | 40 | 6 | 3 | 2 | 5 | 32 | 12 |
| Buffalo Totals | | 46 | 29 | 37 | 66 | 285 | 40 | 6 | 3 | 2 | 5 | 32 | 12 |

Single-game season/career highs:

| | G | A | P | LB | PIM |
|---------------------|-----------------------|----------------------|----------------------|-----------------------|-----------------------|
| Season high: | 2 | 2 (4x) | 3 (3x) | 12 (2x) | 4 |
| | 3/26/22 vs. HFX | Last: 3/31/22 at PHI | Last: 3/31/22 at PHI | Last: 3/12/22 vs. PHI | 2/5/22 vs. ROC |
| Career high: | 2 (5x) | 2 (9x) | 3 (10x) | 18 | 5 (2x) |
| | Last: 3/26/22 vs. HFX | Last: 3/31/22 at PHI | Last: 3/31/22 at PHI | 2/9/20 at TOR | Last: 2/29/20 vs. HFX |

5

Connor Fields Forward

Born: Oct. 10, 1995, East Amherst, NY

Height: 6'0"

Weight: 180

Shoots: Left

Acquired: Acquired from San Diego in exchange for a first-round pick in the 2021 NLL Entry Draft and a second-round pick in the 2022 NLL Entry Draft on Aug. 28, 2021.

2021-22:

Playoff Season:

- Recorded four points (2+2) and tallied five loose-ball recoveries on May 15 vs. TOR
- Recorded four points (2+2) and tallied seven loose-ball recoveries on May 7 vs. ALB

Regular Season:

- Recorded a season high of 11 loose-ball recoveries on April 30 vs. TOR
- Matched single-game career high with six points (3+3), along with six loose-ball recoveries and nine shots on goal on April 16 at GA
- Tallied a single-game career-high six points (1+5), including a single-game career-high five assists, along with eight shots on goal and seven loose-ball recoveries on April 9 vs. NY
- Tallied three points (1+2), seven shots on goal and six loose-ball recoveries on April 2 at COL
- Recorded five points (2+3), including 100th NLL career point (assist), and seven shots on goal on March 31 at PHI
- Tallied four points (1+3) on March 27 at HFX
- Tallied four points (1+3) and recorded five shots on goal on March 26 vs. HFX
- Scored two goals, registered seven loose-ball recoveries and tallied nine shots on goal on March 12 vs. PHI
- Tallied four points (1+3) and seven loose-ball recoveries on March 5 at ALB
- Recorded five points (3+2) and eight shots on goal on Feb. 26 at ROC
- Tallied three points (2+1) and eight shots on goal on Feb. 18 vs. ALB
- Scored three goals and tallied eight shots on goal on Feb. 12 at TOR
- Recorded two assists and nine loose-ball recoveries on Feb. 5 vs. ROC
- Tied for a team-high four goals and recorded six points (4+2) on Jan. 30 at NY
- Recorded two assists and five loose-ball recoveries on Jan. 14 vs. GA
- Registered second consecutive four-goal game with six points (4+2) on Dec. 11 at ROC
- Tallied five points (4+1) in Bandits debut on Dec. 4 vs. CGY

Career Statistics:

| Season | Team | Regular Season | | | | | | Playoffs | | | | | |
|-----------------------|----------------|----------------|-----------|-----------|-----------|-----------|----------|----------|----------|----------|----------|-----------|----------|
| | | GP | G | A | TP | LB | PIM | GP | G | A | TP | LB | PIM |
| 2019 | San Diego | 2 | 2 | 3 | 5 | 8 | 0 | 1 | 1 | 0 | 1 | 4 | 0 |
| 2020 | San Diego | 12 | 18 | 26 | 44 | 73 | 2 | -- | -- | -- | -- | -- | -- |
| 2021-22 | Buffalo | 18 | 32 | 35 | 67 | 97 | 2 | 2 | 4 | 4 | 8 | 12 | 0 |
| NLL Totals | | 32 | 52 | 64 | 116 | 178 | 4 | 3 | 5 | 4 | 9 | 16 | 0 |
| Buffalo Totals | | 18 | 32 | 35 | 67 | 97 | 2 | 3 | 4 | 4 | 8 | 12 | 0 |

Single-game season/career highs:

| | G | A | P | LB | PIM |
|---------------------|-------------------------------|-------------------------------|-------------------------------|-----------------------|---------------------------------|
| Season high: | 4 (3x) Last: 1/30/22 at NY | 5 4/9/22 vs. NY | 6 (4x) Last: 4/16/22 at GA | 11 4/30/22 vs. TOR | 2 2/18/22 vs. ALB |
| Career high: | 4 (4x) Last: 1/30/22 at NY | 5 (2x) Last: 4/9/22 vs. NY | 6 (6x) Last: 4/16/22 at GA | 14 12/29/19 at VAN | 2 (2x) Last: 2/18/22 vs. ALB |

6

Max Adler Transition

Born: July 6, 1994, Fort Lauderdale, FL

Height: 5'10"

Weight: 190

Shoots: Right

Acquired: Signed by Buffalo as a free agent on Feb. 17, 2022.

2021-22:

Playoff Season:

- Won 11 of 37 faceoffs and had one loose-ball recovery on May 15 vs. TOR
- Played in his first career NLL playoff game and won nine of 19 faceoffs and recorded three loose-ball recoveries on May 7 vs. ALB

Regular Season:

- Won 10 of 20 faceoffs on April 30 vs. TOR and recorded two loose-ball recoveries.
- Won 21 of 34 faceoffs on April 2 at COL
- Won 10 faceoffs on March 5 at ALB
- Scored first career NLL goal and won 12 faceoffs on Feb. 26 at ROC
- Appeared in first career NLL game, winning eight faceoffs, on Feb. 18 vs. ALB

Career Statistics:

| Season | Team | Regular Season | | | | | | Playoffs | | | | | |
|---------|----------------|----------------|---|---|----|----|-----|----------|---|---|----|----|-----|
| | | GP | G | A | TP | LB | PIM | GP | G | A | TP | LB | PIM |
| 2021-22 | Buffalo | 9 | 1 | 0 | 1 | 17 | 6 | 2 | 0 | 0 | 0 | 4 | 0 |
| | NLL Totals | 9 | 1 | 0 | 0 | 17 | 6 | 2 | 0 | 0 | 0 | 4 | 0 |
| | Buffalo Totals | 9 | 1 | 0 | 1 | 17 | 6 | 2 | 0 | 0 | 0 | 4 | 0 |

Single-game season/career highs:

| | G | A | P | LB | PIM |
|--------------|---------------------|----------|---------------------|--------------------|---------------------------------|
| Season high: | 1 2/26/22 at ROC | 0 N/A | 1 2/26/22 at ROC | 4 4/2/22 at COL | 2 (3x) Last: 4/30/22 vs. TOR |
| Career high: | 1 2/26/22 at ROC | 0 N/A | 1 2/26/22 at ROC | 4 4/2/22 at COL | 2 (3x) Last: 4/30/22 vs. TOR |

8

Kevin Brownell Transition

Born: Aug. 16, 1988, Millgrove, ON

Height: 6'0"

Weight: 180

Shoots: Right

Acquired: Buffalo's third-round selection (22nd Overall) in the 2012 NLL Entry Draft.

2021-22:

Playoff Season:

- Tallied two loose-ball recoveries on May 15 vs. TOR
- Recorded a season-high three assists and tallied four loose-ball recoveries on May 7 vs. ALB

Regular Season:

- Tallied an assist and seven loose-ball recoveries on April 9 vs. NY
- Tallied eight loose-ball recoveries on April 2 at COL
- Tallied an assist and four loose-ball recoveries on March 31 at PHI
- Tallied two assists and five loose-ball recoveries on March 27 at HFX
- Tallied two points (1+1) and seven loose-ball recoveries on March 26 vs. HFX
- Tallied an assist and four loose-ball recoveries on March 12 vs. PHI
- Tallied eight loose-ball recoveries on Feb. 12 at TOR
- Recorded one assist and seven loose-ball recoveries on Feb. 5 vs. ROC
- Moved into 10th place all-time in Bandits franchise history for loose-ball recoveries on Jan. 30 at NY (563)
- Recorded two points (1+1) and eight loose-ball recoveries on Jan. 30 at NY
- Tallied five loose-ball recoveries on Jan. 14 vs. GA
- Notched two assists in season opener on Dec. 4 vs. CGY

Career Statistics:

| Season | Team | Regular Season | | | | | | Playoffs | | | | | |
|----------------|---------|----------------|----|----|-----|-----|-----|----------|----|----|----|----|-----|
| | | GP | G | A | TP | LB | PIM | GP | G | A | TP | LB | PIM |
| 2013 | Buffalo | 7 | 2 | 6 | 8 | 19 | 0 | -- | -- | -- | -- | -- | -- |
| 2014 | Buffalo | 12 | 3 | 4 | 7 | 44 | 12 | -- | -- | -- | -- | -- | -- |
| 2015 | Buffalo | 18 | 6 | 13 | 19 | 79 | 11 | 1 | 0 | 0 | 0 | 2 | 0 |
| 2016 | Buffalo | 18 | 8 | 14 | 22 | 101 | 14 | 4 | 1 | 4 | 5 | 27 | 0 |
| 2017 | Buffalo | 18 | 4 | 12 | 16 | 92 | 10 | -- | -- | -- | -- | -- | -- |
| 2018 | Buffalo | 18 | 6 | 4 | 10 | 105 | 20 | -- | -- | -- | -- | -- | -- |
| 2019 | Buffalo | 17 | 3 | 11 | 14 | 74 | 4 | 4 | 1 | 1 | 2 | 22 | 0 |
| 2020 | Buffalo | 11 | 2 | 5 | 7 | 33 | 6 | -- | -- | -- | -- | -- | -- |
| 2021-22 | Buffalo | 16 | 2 | 13 | 15 | 86 | 6 | 2 | 0 | 3 | 3 | 2 | 0 |
| NLL Totals | | 135 | 36 | 82 | 118 | 633 | 83 | 11 | 2 | 8 | 10 | 57 | 0 |
| Buffalo Totals | | 135 | 36 | 82 | 118 | 633 | 83 | 11 | 2 | 8 | 10 | 57 | 0 |

Single-game season/career highs:

| | G | A | P | LB | PIM |
|---------------------|---------------------------------|---------------------------------|---------------------------|-------------------------------|-------------------------------|
| Season high: | 1 (2x) Last: 3/26/22 vs. HFX | 3 Last: 5/7/22 vs. ALB | 3 Last: 5/7/22 vs. ALB | 8 (3x) Last: 4/2/22 at COL | 2 (3x) Last: 4/9/22 vs. NY |
| Career high: | 2 (5x) Last: 1/13/18 vs. VAN | 4 (2x) Last: 1/21/17 vs. VAN | 5 4/13/13 at WSH | 14 1/21/17 vs. VAN | 5 4/13/13 at WSH |

10

Brad McCulley
Forward

Born: Jan. 31, 1997, Victoria, BC

Height: 6'1"

Weight: 200

Shoots: Left

Acquired: Buffalo's first-round selection (9th overall) in the 2020 NLL Entry Draft.

2021-22:

- Tallied an assist on April 2 at COL
- Scored first career NLL goal on Jan. 14 vs. GA
- Appeared in first career NLL game on Dec. 11 at ROC

Career Statistics:

| Season | Team | Regular Season | | | | | | Playoffs | | | | | |
|---------|----------------|----------------|---|---|----|----|-----|----------|---|---|----|----|-----|
| | | GP | G | A | TP | LB | PIM | GP | G | A | TP | LB | PIM |
| 2021-22 | Buffalo | 5 | 1 | 2 | 3 | 10 | 9 | - | - | - | - | - | - |
| | NLL Totals | 5 | 1 | 2 | 3 | 10 | 9 | - | - | - | - | - | - |
| | Buffalo Totals | 5 | 1 | 2 | 3 | 10 | 9 | - | - | - | - | - | - |

Single-game season/career highs:

| | G | A | P | LB | PIM |
|--------------|---------------------|-------------------------------|-------------------------------|-------------------------------|---------------------|
| Season high: | 1 1/14/22 vs. GA | 1 (2x) Last: 4/2/22 at COL | 1 (3x) Last: 4/2/22 at COL | 3 (2x) Last: 1/30/22 at NY | 5 2/12/22 at TOR |
| Career high: | 1 1/14/22 vs. GA | 1 (2x) Last: 4/2/22 at COL | 1 (3x) Last: 4/2/22 at COL | 3 (2x) Last: 1/30/22 at NY | 5 2/12/22 at TOR |

13

Sam La Roue

Forward

Born: June 3, 2002, South Surrey, BC

Height: 6'4"

Weight: 210

Shoots: Right

Acquired: Buffalo's second-round selection (19th overall) in the 2020 NLL Entry Draft.

2021-22:

- Appeared in first career NLL game on Dec 4 vs. CGY

Career Statistics:

| Season | Team | Regular Season | | | | | | Playoffs | | | | | |
|---------|----------------|----------------|---|---|----|----|-----|----------|---|---|----|----|-----|
| | | GP | G | A | TP | LB | PIM | GP | G | A | TP | LB | PIM |
| 2021-22 | Buffalo | 2 | 0 | 0 | 0 | 2 | 6 | - | - | - | - | - | - |
| | NLL Totals | 2 | 0 | 0 | 0 | 2 | 6 | - | - | - | - | - | - |
| | Buffalo Totals | 2 | 0 | 0 | 0 | 2 | 6 | - | - | - | - | - | - |

Single-game season/career highs:

| | G | A | P | LB | PIM |
|---------------------|----------|----------|----------|-------------------------------|--------------------|
| Season high: | 0 N/A | 0 N/A | 0 N/A | 1 (2x) Last: 4/9/22 vs. NY | 4 4/9/22 vs. NY |
| Career high: | 0 N/A | 0 N/A | 0 N/A | 1 (2x) Last: 4/9/22 vs. NY | 4 4/9/22 vs. NY |

17

Jordan Stouros
Transition

Born: Sep. 27, 1996, Ottawa, ON

Height: 5'11"

Weight: 200

Shoots: Left

Acquired: Buffalo's second-round selection (23rd overall) in the 2020 NLL Entry Draft.

2021-21:

Playoff Season:

- Played in his first NLL playoff game on May 15 vs. TOR

Regular Season:

- Recorded one loose-ball recovery on April 30 vs. TOR
- Recorded three loose-ball recoveries on Feb. 26 at ROC
- Recorded three loose-ball recoveries on Jan. 14 vs. GA
- Recorded two loose-ball recoveries in NLL debut on Dec. 11 at ROC

Career Statistics:

| Regular Season | | Playoffs | | | | | | | | | | | |
|----------------|---------|----------|---|---|----|----|-----|----|---|---|----|----|-----|
| Season | Team | GP | G | A | TP | LB | PIM | GP | G | A | TP | LB | PIM |
| 2021-22 | Buffalo | 10 | 0 | 0 | 0 | 24 | 7 | 1 | 0 | 0 | 0 | 0 | 0 |
| NLL Totals | | 10 | 0 | 0 | 0 | 24 | 7 | 1 | 0 | 0 | 0 | 0 | 0 |
| Buffalo Totals | | 10 | 0 | 0 | 0 | 24 | 7 | 1 | 0 | 0 | 0 | 0 | 0 |

Single-game season/career highs:

| | G | A | P | LB | PIM |
|---------------------|----------|----------|----------|--------------------|---------------------|
| Season high: | 0 N/A | 0 N/A | 0 N/A | 4 4/9/22 vs. NY | 5 1/8/22 vs. TOR |
| Career high: | 0 N/A | 0 N/A | 0 N/A | 4 4/9/22 vs. NY | 5 1/8/22 vs. TOR |

20

Nick Weiss Transition

Born: August 16, 1992, Port Hope, ON

Height: 6'2"

Weight: 212

Shoots: Right

Acquired: Acquired from Vancouver with a first-round pick in the 2014 NLL Entry Draft, a second-round pick in the 2015 NLL Entry Draft and a first-round pick in the 2018 NLL Entry Draft in exchange for Rory Smith, Eric Penney and a second-round pick in the 2014 NLL Entry Draft on Sept. 22, 2014.

2021-22:

Playoff Season:

- Recorded one assist and tallied five loose-ball recoveries on May 15 vs. TOR
- Tallied five loose-ball recoveries on May 7 vs. ALB

Regular Season:

- Recorded two assists and three loose-ball recoveries on April 30 vs. TOR
- Recorded three points (1+2) on March 27 at HFX
- Tallied an assist and four loose-ball recoveries on March 12 vs. PHI
- Scored a goal and tallied four loose-ball recoveries on March 5 at ALB
- Tallied an assist and six loose-ball recoveries on Feb. 26 at ROC
- Played in 100th career NLL game on Feb. 12 at TOR
- Tallied six loose-ball recoveries on Feb. 12 at TOR
- Recorded four loose-ball recoveries on Feb. 5 vs. ROC
- Scored a goal and won four faceoffs on Jan. 30 at NY
- Recorded four loose-ball recoveries and five blocked shots on Dec. 11 at ROC
- Won six faceoffs and tallied three loose-ball recoveries in season opener on Dec. 4 vs. CGY

Career Statistics:

| Season | Team | Regular Season | | | | | | Playoffs | | | | | |
|----------------|-----------|----------------|----|----|----|-----|-----|----------|----|----|----|----|-----|
| | | GP | G | A | TP | LB | PIM | GP | G | A | TP | LB | PIM |
| 2014 | Vancouver | 15 | 7 | 6 | 13 | 86 | 18 | -- | -- | -- | -- | -- | -- |
| 2015 | Buffalo | 17 | 7 | 5 | 12 | 92 | 33 | 1 | 1 | 0 | 1 | 4 | 2 |
| 2016 | Buffalo | 10 | 6 | 4 | 10 | 78 | 17 | 4 | 1 | 5 | 6 | 22 | 4 |
| 2017 | Buffalo | 9 | 3 | 6 | 9 | 41 | 21 | -- | -- | -- | -- | -- | -- |
| 2018 | Buffalo | 18 | 9 | 13 | 22 | 114 | 23 | -- | -- | -- | -- | -- | -- |
| 2019 | Buffalo | 18 | 5 | 9 | 14 | 107 | 41 | 4 | 1 | 1 | 2 | 16 | 4 |
| 2020 | Buffalo | 8 | 4 | 4 | 8 | 30 | 4 | -- | -- | -- | -- | -- | -- |
| 2021-22 | Buffalo | 13 | 3 | 7 | 10 | 48 | 18 | 2 | 0 | 1 | 1 | 10 | 0 |
| NLL Totals | | 108 | 44 | 54 | 98 | 596 | 175 | 11 | 3 | 7 | 10 | 52 | 10 |
| Buffalo Totals | | 93 | 37 | 48 | 85 | 510 | 157 | 11 | 3 | 7 | 10 | 52 | 10 |

Single-game season/career highs:

| | G | A | P | LB | PIM |
|--------------|--------------------------------|----------------------------------|-------------------------------|-----------------------------------|-----------------------|
| Season high: | 1 (3x) Last: 3/27/22 at HFX | 2 (2x) Last: 4./30/22 vs. TOR | 3 3/27/22 at HFX | 6 (2x) Last: 2/26/22 at ROC | 6 2/18/22 vs. ALB |
| Career high: | 2 (5x) Last: 1/19/18 at SAS | 4 4/15/17 at GA | 4 (2x) Last: 4/15/17 at GA | 12 (3x) Last: 12/28/18 vs. VAN | 12 3/13/15 vs. TOR |

21

Justin Martin Defense

Born: April 4, 1995, Oakville, Ontario

Height: 5'11"

Weight: 182

Shoots: Left

Acquired: Buffalo's second-round selection (13th overall) in the 2016 NLL Entry Draft.

2021-22:

Playoff Season:

- Tallied one loose-ball recovery on May 15 vs. TOR
- Tallied one loose-ball recovery on May 7 vs. ALB

Regular Season:

- Tallied one loose-ball recovery on April 30 vs. TOR
- Recorded an assist on April 16 at GA
- Tallied four loose-ball recoveries on March 5 at ALB
- Tallied three loose-ball recoveries on Feb. 5 vs. ROC
- Tallied two loose-ball recoveries and one caused turnover in season opener on Dec. 4 vs. CGY

Career Statistics:

| Season | Team | Regular Season | | | | | | Playoffs | | | | | |
|----------------|---------|----------------|---|---|----|-----|-----|----------|----|----|----|----|-----|
| | | GP | G | A | TP | LB | PIM | GP | G | A | TP | LB | PIM |
| 2017 | Buffalo | 15 | 0 | 0 | 0 | 30 | 4 | -- | -- | -- | -- | -- | -- |
| 2018 | Buffalo | 18 | 2 | 1 | 3 | 37 | 0 | -- | -- | -- | -- | -- | -- |
| 2019 | Buffalo | 18 | 1 | 0 | 1 | 33 | 10 | 4 | 0 | 1 | 1 | 4 | 0 |
| 2020 | Buffalo | 11 | 1 | 4 | 5 | 21 | 8 | -- | -- | -- | -- | -- | -- |
| 2021-22 | Buffalo | 12 | 0 | 1 | 1 | 19 | 2 | 2 | 0 | 0 | 0 | 2 | 1 |
| NLL Totals | | 74 | 4 | 6 | 10 | 141 | 24 | 6 | 0 | 1 | 1 | 5 | 0 |
| Buffalo Totals | | 74 | 4 | 6 | 10 | 141 | 24 | 6 | 0 | 1 | 1 | 5 | 0 |

Single-game season/career highs:

| | G | A | P | LB | PIM |
|--------------|-------------------------------|-------------------------------|--------------------------------|----------------------------------|----------------------|
| Season high: | 0 N/A | 1 4/16/22 at GA | 1 4/16/22 at GA | 4 3/5/22 at ALB | 2 4/30/22 vs. TOR |
| Career high: | 1 (4x) Last: 3/8/20 at HFX | 1 (6x) Last: 4/16/22 at GA | 1 (10x) Last: 4/16/22 at GA | 7 (3x) Last: 12/28/19 vs. HFX | 8 2/29/20 vs. HFX |

22

Josh Byrne
Forward

Born: April 15, 1994, New Westminster, BC

Height: 6'3"

Weight: 207

Shoots: Left

Acquired: Buffalo's first-round selection (1st overall) in the 2017 NLL Entry Draft.

2021-22:

Playoff Season:

- Recorded a season-high of 11 points (4+7) and tallied three loose-ball recoveries on May 15 vs. TOR.
- Recorded four points (2+2) and tallied five loose-ball recoveries on May 7 vs. ALB

Regular Season:

- Recorded three points (2+1) and tallied five loose-ball recoveries on April 30 vs. TOR
- Recorded a hat trick for a third consecutive game with three goals and six points (3+3), including a team-high 12 shots on goal on April 16 at GA
- Recorded four points (3+1), including 100th career NLL goal, and nine shots on goal on April 9 vs. NY
- Tallied eight points (3+5) and 14 shots on goal, tying a single-game season high, on April 2 at COL
- Recorded six points (2+4) and seven shots on goal on March 31 at PHI
- Tallied five points (2+3) on March 27 at HFX
- Tallied seven points (3+4) and eight shots on goal on March 26 vs. HFX
- Recorded nine points (1+8), including a single-game career-high eight assists, tallied nine shots on goal and registered eight loose-ball recoveries on March 12 vs. PHI
- Recorded four points (2+2) and tallied eight shots on goal on March 5 at ALB
- Recorded seven assists, tying a single-game career high, on Feb. 26 at ROC
- Tallied 200th career NLL point with an assist on Feb. 18 vs. ALB
- Recorded five assists and a team-high nine loose-ball recoveries on Feb. 18 vs. ALB
- Tallied three points (2+1) and recorded five loose-ball recoveries on Feb. 5 vs. ROC
- Tallied five points (3+2) and recorded a team-high 13 shots on goal on Jan. 30 at NY
- Recorded a team-high seven points (2+5) along with seven loose-ball recoveries on Jan. 14 vs. GA
- Tallied 100th career NLL assist on Jan. 8 vs. TOR
- Recorded a team-high eight points (4+4) along with eight shots on goal on Jan. 8 vs. TOR
- Notched three assists on Dec. 11 at ROC
- Tallied seven points (4+3), tied for the team high with four goals, and recorded a game-high 14 shots on goal in season opener on Dec. 4 vs. CGY

Career Statistics:

| Season | Team | Regular Season | | | | | | Playoffs | | | | | |
|----------------|---------|----------------|-----|-----|-----|-----|-----|----------|----|----|----|----|-----|
| | | GP | G | A | TP | LB | PIM | GP | G | A | TP | LB | PIM |
| 2018 | Buffalo | 18 | 26 | 37 | 63 | 72 | 9 | -- | -- | -- | -- | -- | -- |
| 2019 | Buffalo | 9 | 13 | 29 | 42 | 33 | 2 | 4 | 3 | 7 | 10 | 15 | 2 |
| 2020 | Buffalo | 11 | 29 | 26 | 55 | 52 | 7 | -- | -- | -- | -- | -- | 2 |
| 2021-22 | Buffalo | 18 | 37 | 62 | 99 | 74 | 12 | 2 | 6 | 9 | 15 | 8 | 0 |
| NLL Totals | | 56 | 105 | 154 | 259 | 231 | 30 | 6 | 9 | 16 | 25 | 23 | 2 |
| Buffalo Totals | | 56 | 105 | 154 | 259 | 231 | 30 | 6 | 9 | 16 | 25 | 23 | 2 |

Single-game season/career highs:

| | G | A | P | LB | PIM |
|---------------------|--------------------------------|----------------------|------------------------|-----------------------|-------------------------------|
| Season high: | 4 (2x) Last: 1/8/22 vs. TOR | 8 3/12/22 vs. PHI | 9 3/12/22 vs. PHI | 9 2/18/22 vs. ALB | 2 (6x) Last: 4/9/22 vs. NY |
| Career high: | 7 1/25/20 at COL | 8 3/12/22 vs. PHI | 10 12/28/18 vs. VAN | 11 2/24/18 vs. ROC | 7 2/24/18 vs. ROC |

23

Steve Priolo
Defense

Born: January 15, 1989, St. Catharines, ON

Height: 6'5"

Weight: 227

Shoots: Right

Acquired: Buffalo's second-round selection (21st overall) in the 2009 NLL Entry Draft.

2021-22:

Playoff Season:

- Recorded two points (1+1) and tallied seven loose-ball recoveries on May 15 vs. TOR
- Recorded two points (1+1) and tallied a season-high 14 loose-ball recoveries on May 7 vs. ALB

Regular Season:

- Recovered two assists and tallied 11 loose-ball recoveries on April 30 vs. TOR
- Scored a goal and tallied eight loose-ball recoveries on April 16 at GA
- Tallied eight loose-ball recoveries on April 2 at COL
- Tallied two assists and 11 loose-ball recoveries on March 31 at PHI
- Tallied an assist and six loose-ball recoveries on March 26 vs. HFX
- Tallied an assist and five loose-ball recoveries on March 12 vs. PHI
- Recorded two points (1+1) and seven loose-ball recoveries on Feb. 18 vs. ALB
- Tallied an assist and six loose-ball recoveries on Feb. 12 at TOR
- Recorded two assists and recovered four loose-ball recoveries on Feb. 4 vs. ROC
- Tallied the 1000th loose-ball recovery of NLL career on Jan. 30 at NY
- Moved into third place all-time in Bandits franchise history for loose-ball recoveries on Jan. 14 vs. GA (997)
- Registered a team-high nine loose-ball recoveries and had two assists on Jan. 14 vs. GA
- Registered a team-high 11 loose-ball recoveries and five caused turnovers on Jan. 8 vs. TOR
- Scored first goal of the season on Dec. 11 at ROC
- Recorded an assist and a team-high 11 loose-ball recoveries in season opener on Dec. 4 vs. CGY

Career Statistics:

| Season | Team | Regular Season | | | | | | Playoffs | | | | | |
|----------------|---------|----------------|----|-----|-----|------|-----|----------|----|----|----|-----|-----|
| | | GP | G | A | TP | LB | PIM | GP | G | A | TP | LB | PIM |
| 2010 | Buffalo | 9 | 0 | 7 | 7 | 22 | 22 | 0 | 0 | 0 | 0 | 0 | 0 |
| 2011 | Buffalo | 14 | 0 | 6 | 6 | 44 | 38 | 2 | 0 | 0 | 0 | 6 | 4 |
| 2012 | Buffalo | 12 | 2 | 3 | 5 | 34 | 35 | 0 | 0 | 0 | 0 | 0 | 0 |
| 2013 | Buffalo | 16 | 2 | 5 | 7 | 76 | 46 | -- | -- | -- | -- | -- | -- |
| 2014 | Buffalo | 18 | 8 | 18 | 26 | 99 | 65 | 4 | 0 | 2 | 2 | 24 | 4 |
| 2015 | Buffalo | 18 | 5 | 15 | 20 | 104 | 48 | 1 | 0 | 0 | 0 | 4 | 0 |
| 2016 | Buffalo | 18 | 7 | 12 | 19 | 112 | 61 | 4 | 0 | 1 | 1 | 19 | 2 |
| 2017 | Buffalo | 18 | 7 | 15 | 22 | 131 | 27 | -- | -- | -- | -- | -- | -- |
| 2018 | Buffalo | 18 | 3 | 16 | 19 | 138 | 45 | -- | -- | -- | -- | -- | -- |
| 2019 | Buffalo | 18 | 11 | 15 | 26 | 135 | 21 | 4 | 2 | 8 | 10 | 37 | 2 |
| 2020 | Buffalo | 8 | 1 | 4 | 5 | 63 | 6 | -- | -- | -- | -- | -- | -- |
| 2021-22 | Buffalo | 16 | 3 | 15 | 18 | 116 | 20 | 2 | 2 | 3 | 4 | 21 | 4 |
| NLL Totals | | 183 | 49 | 131 | 180 | 1074 | 434 | 17 | 4 | 13 | 17 | 111 | 16 |
| Buffalo Totals | | 183 | 49 | 131 | 180 | 1074 | 434 | 17 | 4 | 13 | 17 | 111 | 16 |

Single-game season/career highs:

| | G | A | P | LB | PIM |
|---------------------|---------------------------------|---------------------------------|---------------------------------|----------------------------|-------------------------------|
| Season high: | 1 (5x) Last: 5/15/22 vs. TOR | 2 (4x) Last: 4/30/22 vs. TOR | 2 (6x) Last: 5/15/22 vs. TOR | 14 Last: 5/7/22 vs. ALB | 4 (2x) Last: 4/9/22 vs. NY |
| Career high: | 3 (2x) Last: 1/21/17 vs. VAN | 4 (2x) Last: 3/8/14 vs. MIN | 6 12/28/18 vs. VAN | 15 2/22/19 at ROC | 34 3/5/16 at VAN |

25

Matt Spanger
Defense

Born: Nov. 27, 1992, Toronto, Ontario

Height: 6'4"

Weight: 207

Shoots: Right

Acquired: Acquired from New England in exchange for Ryan Fournier on Sept. 28, 2018.

2021-22:

Playoff Season:

- Tallied three loose-ball recoveries on May 15 vs. TOR
- Recorded one assist and had three loose-ball recoveries on May 7 vs. ALB

Regular Season:

- Tallied one loose-ball recovery on April 30 vs. TOR
- Scored a goal on April 16 at GA
- Tallied two assists and four loose-ball recoveries on April 9 vs. NY
- Scored the game-winning goal and tallied five loose-ball recoveries on March 27 at HFX
- Recorded two assists on March 12 vs. PHI
- Tallied five loose-ball recoveries on March 5 at ALB
- Tallied six loose-ball recoveries on Feb. 18 vs. ALB
- Recorded two points (1+1) and six loose-ball recoveries on Feb. 12 at TOR
- Tallied one assist and had four loose-ball recoveries on Feb. 5 vs. ROC
- Scored a goal and tallied three loose-ball recoveries on Jan. 14 vs. GA
- Tallied five loose-ball recoveries on Jan. 8 vs. TOR
- Recorded two points (1+1) in season debut on Dec. 11 at ROC

Career Statistics:

| Season | Team | Regular Season | | | | | | Playoffs | | | | | |
|----------------|-------------|----------------|---|----|----|-----|-----|----------|----|----|----|----|-----|
| | | GP | G | A | TP | LB | PIM | GP | G | A | TP | LB | PIM |
| 2017 | New England | 9 | 1 | 2 | 3 | 24 | 2 | 1 | 0 | 0 | 0 | 3 | 0 |
| 2018 | New England | 9 | 1 | 4 | 5 | 30 | 6 | -- | -- | -- | -- | -- | -- |
| 2019 | Buffalo | 12 | 1 | 4 | 5 | 41 | 4 | 4 | 2 | 1 | 3 | 12 | 2 |
| 2020 | Buffalo | 11 | 1 | 7 | 8 | 57 | 9 | -- | -- | -- | -- | -- | -- |
| 2021-22 | Buffalo | 16 | 5 | 7 | 12 | 63 | 4 | 2 | 0 | 1 | 1 | 6 | 0 |
| NLL Totals | | 57 | 9 | 24 | 33 | 215 | 25 | 7 | 2 | 2 | 4 | 21 | 2 |
| Buffalo Totals | | 39 | 7 | 18 | 25 | 161 | 17 | 6 | 2 | 2 | 4 | 18 | 2 |

Single-game season/career highs:

| | G | A | P | LB | PIM |
|---------------------|-------------------------------|-------------------------------|-------------------------------|---------------------------------|---------------------------------|
| Season high: | 1 (5x) Last: 4/16/22 at GA | 2 (2x) Last: 4/9/22 vs. NY | 2 (4x) Last: 4/9/22 vs. NY | 6 (2x) Last: 2/18/22 vs. ALB | 2 (2x) Last: 2/18/22 vs. ALB |
| Career high: | 1 (9x) Last: 4/16/22 at GA | 2 (5x) Last: 4/9/22 vs. NY | 3 2/9/19 at GA | 11 1/31/20 vs. ROC | 5 1/11/20 at GA |

27

Dalton Sulver
Transition

Born: March, 8, 1998, Kingwood, TX

Height: 6'1"

Weight: 213

Shoots: Right

Acquired: Buffalo's fifth-round selection (76th overall) in the 2020 NLL Entry Draft.

2021-22:

- Tallied seven loose-ball recoveries on March 27 at HFX
- Appeared in first career NLL game on Jan. 8 vs. TOR

Career Statistics:

| Season | Team | Regular Season | | | | | | Playoffs | | | | | |
|---------|----------------|----------------|---|---|----|----|-----|----------|---|---|----|----|-----|
| | | GP | G | A | TP | LB | PIM | GP | G | A | TP | LB | PIM |
| 2021-22 | Buffalo | 4 | 0 | 0 | 0 | 12 | 6 | - | - | - | - | - | - |
| | NLL Totals | 4 | 0 | 0 | 0 | 12 | 6 | - | - | - | - | - | - |
| | Buffalo Totals | 4 | 0 | 0 | 0 | 12 | 6 | - | - | - | - | - | - |

Single-game season/career highs:

| | G | A | P | LB | PIM |
|--------------|----------|----------|----------|---------------------|-------------------------------|
| Season high: | 0 N/A | 0 N/A | 0 N/A | 7 3/27/22 at HFX | 2 (3x) Last: 4/16/22 at GA |
| Career high: | 0 N/A | 0 N/A | 0 N/A | 7 3/27/22 at HFX | 2 (3x) Last: 4/16/22 at GA |

30

Devlin Shanahan
Goaltender

Born: Feb. 10, 1999, Mississauga, Ontario

Height: 6'0"

Weight: 177

Shoots: Left

Acquired: Buffalo's fourth-round selection (43rd overall) in the 2018 NLL Entry Draft.

2021-2022:

N/A

Career Statistics:

| Season | Team | GP | Regular Season | | | | GP | Playoffs | | | |
|----------------|---------|----|----------------|-----|----|------|----|----------|-----|----|-----|
| | | | MIN | W-L | GA | GAA | | MIN | W-L | GA | GAA |
| 2019 | Buffalo | 0 | 0:00 | 0-0 | 0 | 0.00 | -- | -- | -- | -- | -- |
| 2020 | Buffalo | 0 | 0:00 | 0-0 | 0 | 0.00 | -- | -- | -- | -- | -- |
| 2021-22 | Buffalo | 0 | 0:00 | 0-0 | 0 | 0.00 | -- | -- | -- | -- | -- |
| NLL Totals | | 0 | 0:00 | 0-0 | 0 | 0.00 | -- | -- | -- | -- | -- |
| Buffalo Totals | | 0 | 0:00 | 0-0 | 0 | 0.00 | -- | -- | -- | -- | -- |

Single-game season/career highs:

| | Saves | Minutes | | Goals Against (Min. 60 min. played) |
|--------------|----------|--------------|------------|-------------------------------------|
| Season high: | 0 N/A | 00:00 N/A | Season Low | 0 N/A |
| Career high: | 0 N/A | 00:00 N/A | Career Low | 0 N/A |

37

Ethan O'Connor
Defense

Born: March 5, 1992, Milton, Ontario

Height: 6'1"

Weight: 185

Shoots: Right

Acquired: Acquired from Georgia in exchange for a third-round pick in the 2021 NLL Entry Draft and a fourth-round pick in the 2019 NLL Entry Draft on Oct. 27, 2018.

2021-22:

Playoff Season:

- Tallied four loose-ball recoveries on May 15 vs. TOR
- Tallied five loose-ball recoveries on May 7 vs. ALB

Regular Season:

- Tallied six loose-ball recoveries on April 30 vs. TOR
- Scored a goal on March 31 at PHI
- Tallied two assists on March 26 vs. HFX
- Recorded an assist and tallied five loose-ball recoveries on March 12 vs. PHI
- Recorded an assist and tallied five loose-ball recoveries on March 5 at ALB
- Tallied four loose-ball recoveries on Feb. 18 vs. ALB
- Tallied five loose-ball recoveries on Feb. 5 vs. ROC
- Tallied six loose-ball recoveries on Jan. 14 vs. GA
- Tallied four loose-ball recoveries on Dec. 11 at ROC
- Tallied five loose-ball recoveries in season opener on Dec. 4 vs. CGY

Career Statistics:

| Season | Team | Regular Season | | | | | | Playoffs | | | | | |
|----------------|-----------|----------------|----|----|----|-----|-----|----------|----|----|----|----|-----|
| | | GP | G | A | TP | LB | PIM | GP | G | A | TP | LB | PIM |
| 2014 | Toronto | 17 | 5 | 4 | 9 | 133 | 26 | 1 | 0 | 0 | 0 | 4 | 2 |
| 2015 | Minnesota | 18 | 3 | 7 | 10 | 98 | 8 | -- | -- | -- | -- | -- | -- |
| 2016 | Georgia | 18 | 2 | 9 | 11 | 105 | 32 | 1 | 0 | 1 | 1 | 7 | 0 |
| 2017 | Georgia | 18 | 4 | 6 | 10 | 93 | 15 | 4 | 0 | 3 | 3 | 25 | 2 |
| 2018 | Georgia | 14 | 0 | 3 | 3 | 29 | 8 | 1 | 0 | 0 | 0 | 3 | 0 |
| 2019 | Buffalo | 18 | 6 | 7 | 13 | 35 | 4 | 3 | 0 | 1 | 1 | 10 | 2 |
| 2021-22 | Buffalo | 16 | 1 | 4 | 5 | 67 | 8 | 2 | 0 | 0 | 0 | 9 | 0 |
| NLL Totals | | 119 | 21 | 40 | 61 | 560 | 101 | 12 | 0 | 5 | 5 | 58 | 6 |
| Buffalo Totals | | 34 | 7 | 11 | 18 | 102 | 12 | 5 | 0 | 1 | 1 | 19 | 2 |

Single-game season/career highs:

| | G | A | P | LB | PIM |
|--------------|---------------------------------|---------------------------------|---------------------------------|---------------------------------|-------------------------------|
| Season high: | 1 3/31/22 at PHI | 2 3/26/22 vs. HFX | 2 3/26/22 vs. HFX | 6 (2x) Last: 4/30/22 vs. TOR | 2 (4x) Last: 4/9/22 vs. NY |
| Career high: | 1 (21x) Last: 3/31/22 at PHI | 2 (8x) Last: 3/26/22 vs. HFX | 3 (3x) Last: 2/16/19 vs. CGY | 14 (2x) Last: 3/1/14 at CGY | 17 4/26/14 at MIN |

48

Matt Vinc
Goaltender

Born: June 9, 1982, St. Catharines, Ontario

Height: 6'1"

Weight: 212

Shoots: Right

Acquired: Signed with Buffalo as a free agent on Nov. 27, 2018.

2021-22:

Playoff Season:

- Recorded 41 saves on 58 shots faced on May 15 vs. TOR
- Recorded 45 saves on 50 shots faced on May 7 vs. ALB

Regular Season:

- Recorded 32 saves on 42 shots faced on April 30 vs. TOR
- Became first goaltender in NLL history to record 9,000 career saves with 28 stops on April 16 at GA
- Recorded a single-game career-high 60 saves on 71 shots faced, tying the Bandits single-game franchise record, on March 27 at HFX
- Recorded 54 saves on 65 shots faced on March 26 vs. HFX
- Recorded 50 saves on 55 shots faced on March 12 vs. PHII
- Recorded 52 saves on 60 shots faced on Feb. 26 at ROC
- Recorded a season-high 54 saves on 62 shots faced on Feb. 18 vs. ALB
- Surpassed 13,000 minutes played in his NLL career on Feb. 12 at TOR
- Recorded 38 saves on 46 shots faced on Feb. 5 vs. ROC
- Recorded 37 saves on 47 shots faced on Jan. 14 vs. GA
- Recorded 45 saves on 51 shots faced on Jan. 8 vs. TOR
- Recorded 48 saves on 56 shots faced on Dec. 11 at ROC
- Tallied an assist in season opener on Dec. 4 vs. CGY
- Recorded 49 saves on 58 shots faced in season opener on Dec. 4 vs. CGY

Career Statistics:

| Season | Team | GP | Regular Season | | | | GP | Playoffs | | | |
|----------------|-----------|-----|----------------|---------|------|-------|----|----------|-------|-----|-------|
| | | | MIN | W-L | GA | GAA | | MIN | W-L | GA | GAA |
| 2006 | San Jose | 4 | 14:14 | 0-0 | 4 | 16.86 | -- | -- | -- | -- | -- |
| 2007 | New York | 14 | 712:15 | 3-9 | 157 | 13.23 | -- | -- | -- | -- | -- |
| 2008 | New York | 16 | 888:06 | 9-5 | 168 | 11.35 | 2 | 105:51 | 1-1 | 23 | 13:04 |
| 2009 | New York | 16 | 916:11 | 9-6 | 173 | 11.33 | 3 | 182:16 | 2-1 | 25 | 8.23 |
| 2010 | Orlando | 16 | 902:04 | 10-5 | 143 | 9.51 | 2 | 112:44 | 1-1 | 24 | 12.77 |
| 2011 | Rochester | 16 | 933:16 | 10-6 | 152 | 9.77 | 1 | 60:00 | 0-1 | 10 | 10.00 |
| 2012 | Rochester | 16 | 938:30 | 7-9 | 191 | 12.21 | 3 | 180:00 | 3-0 | 32 | 10.67 |
| 2013 | Rochester | 16 | 955:29 | 8-8 | 162 | 10.17 | 3 | 180:00 | 3-0 | 28 | 9.33 |
| 2014 | Rochester | 18 | 947:45 | 12-3 | 151 | 9.56 | 6 | 261:56 | 4-2 | 43 | 9.85 |
| 2015 | Rochester | 18 | 1003:58 | 10-6 | 161 | 9.62 | 4 | 184:13 | 2-2 | 36 | 11.73 |
| 2016 | Rochester | 18 | 890:00 | 5-9 | 172 | 11.60 | -- | -- | -- | -- | -- |
| 2017 | Rochester | 18 | 902:06 | 6-9 | 171 | 11.37 | -- | -- | -- | -- | -- |
| 2018 | Rochester | 18 | 960:12 | 9-6 | 182 | 11.37 | 5 | 299:45 | 3-2 | 57 | 11.41 |
| 2019 | Buffalo | 18 | 1036:24 | 14-2 | 173 | 10.02 | 4 | 238:57 | 2-2 | 37 | 9.29 |
| 2020 | Buffalo | 11 | 627:24 | 7-4 | 113 | 10.81 | -- | -- | -- | -- | -- |
| 2021-22 | Buffalo | 18 | 1063:35 | 14-4 | 179 | 10.10 | 2 | 120:00 | 2-0 | 22 | 11.00 |
| NLL Totals | | 251 | 14231:29 | 133-902 | 2452 | 10.34 | 35 | 1921:00 | 23-12 | 337 | 10.53 |
| Buffalo Totals | | 47 | 2727:23 | 35-10 | 465 | 10.23 | 6 | 358:57 | 4-2 | 59 | 9.87 |

Single-game season/career highs:

| | Saves | Minutes | Goals Against (Min. 60 min. played) |
|--------------|----------------------|--------------------------|--|
| Season high: | 60 3/27/22 at HFX | 61:11 1/30/22 at NY | Season Low 5 (2x) Last: 5/7/22 vs. ALB |
| Career high: | 60 3/27/22 at HFX | 76:06 2/20/10 vs. BOS | Career Low 2 4/4/15 vs. MIN |

Marcus Minichiello

Defense

Born: April 21, 1997, Toronto, ON

Height: 6'2"

Weight: 165

Shoots: Right

Acquired: Signed with the Bandits as a free agent on Nov. 20, 2019.

2021-22:

- Recorded an assist on April 2 at COL

Career Statistics:

| Season | Team | Regular Season | | | | | | Playoffs | | | | | |
|----------------|---------|----------------|---|---|----|----|-----|----------|----|----|----|----|-----|
| | | GP | G | A | TP | LB | PIM | GP | G | A | TP | LB | PIM |
| 2020 | Buffalo | 5 | 0 | 0 | 0 | 12 | 0 | -- | -- | -- | -- | -- | -- |
| 2021-22 | Buffalo | 2 | 0 | 1 | 1 | 3 | 0 | -- | -- | -- | -- | -- | -- |
| NLL Totals | | 7 | 0 | 1 | 1 | 15 | 0 | -- | -- | -- | -- | -- | -- |
| Buffalo Totals | | 7 | 0 | 1 | 1 | 15 | 0 | -- | -- | -- | -- | -- | -- |

Single-game season/career highs:

| | G | A | P | LB | PIM |
|--------------|----------|--------------------|--------------------|--------------------|----------|
| Season high: | 0 N/A | 1 4/2/22 at COL | 1 4/2/22 at COL | 3 4/2/22 at COL | 0 N/A |
| Career high: | 0 N/A | 1 4/2/22 at COL | 1 4/2/22 at COL | 4 2/9/20 at TOR | 0 N/A |

53

Justin Robinson
Defense

Born: Oct. 20, 1997, Pickering, ON

Height: 6'1"

Weight: 185

Shoots: Left

Acquired: Acquired from Saskatchewan with a first-round pick in the 2021 NLL Entry Draft in exchange for Dan Lintner and a second-round pick in the 2023 NLL Entry Draft on July 21, 2021.

2021-22:

- Tallied an assist and seven loose-ball recoveries on March 31 at PHI
- Tallied an assist and four loose-ball recoveries on March 26 vs. HFX
- Scored first goal of the season and tallied five loose-ball recoveries on Feb. 26 at ROC
- Tallied four loose-ball recoveries on Feb. 18 vs. ALB
- Tallied an assist and four loose-ball recoveries on Feb. 12 at TOR
- Recorded an assist on Jan. 14 vs. GA
- Registered eight loose-ball recoveries on Dec. 11 at ROC
- Tallied two assists and five loose-ball recoveries in Bandits debut in season opener on Dec. 4 vs. CGY

Career Statistics:

| Season | Team | Regular Season | | | | | | Playoffs | | | | | |
|-----------------------|----------------|----------------|----------|----------|----------|-----------|----------|----------|----|----|----|----|-----|
| | | GP | G | A | TP | LB | PIM | GP | G | A | TP | LB | PIM |
| 2020 | Saskatchewan | 6 | 1 | 1 | 2 | 26 | 2 | -- | -- | -- | -- | -- | -- |
| 2021-22 | Buffalo | 15 | 1 | 7 | 8 | 53 | 8 | -- | -- | -- | -- | -- | -- |
| NLL Totals | | 21 | 2 | 8 | 10 | 79 | 10 | -- | -- | -- | -- | -- | -- |
| Buffalo Totals | | 15 | 1 | 7 | 8 | 53 | 8 | -- | -- | -- | -- | -- | -- |

Single-game season/career highs:

| | G | A | P | LB | PIM |
|---------------------|--------------------------------|----------------------|----------------------|---------------------------------|-------------------------------|
| Season high: | 1 2/26/22 at ROC | 2 12/4/21 vs. CGY | 2 12/4/21 vs. CGY | 8 12/11/21 at ROC | 2 (4x) Last: 3/5/22 at ALB |
| Career high: | 1 (2x) Last: 2/26/22 at ROC | 2 12/4/21 vs. CGY | 2 12/4/21 vs. CGY | 8 (2x) Last: 12/11/21 at ROC | 2 (5x) Last: 3/5/22 at ALB |

57

Doug Buchan
Goaltender

Born: Sept. 20, 1994, St. Catharines, Ontario

Height: 6'3"

Weight: 284

Shoots: Right

Acquired: Acquired from Philadelphia with a conditional second-round pick in exchange for Zach Higgins, a fourth-round pick in the 2020 NLL Entry Draft and a conditional third-round pick on Aug. 23, 2019.

2021-2022:

- Made season debut, recording eight saves on 13 shots faced on March 31 at PHI

Career Statistics:

| Season | Team | GP | Regular Season | | | | GP | Playoffs | | | |
|----------------|--------------|----|----------------|------|-----|-------|----|----------|-----|----|-----|
| | | | MIN | W-L | GA | GAA | | MIN | W-L | GA | GAA |
| 2019 | Philadelphia | 17 | 810:46 | 2-11 | 178 | 13.17 | -- | -- | -- | -- | -- |
| 2020 | Buffalo | 2 | 36:26 | 0-0 | 3 | 4.94 | -- | -- | -- | -- | -- |
| 2021-22 | Buffalo | 2 | 17:58 | 0-0 | 6 | 20.04 | -- | -- | -- | -- | -- |
| NLL Totals | | 21 | 865:10 | 2-11 | 187 | 12.97 | -- | -- | -- | -- | -- |
| Buffalo Totals | | 4 | 54:24 | 0-0 | 9 | 9.94 | -- | -- | -- | -- | -- |

Single-game season/career highs:

| | Saves | Minutes | | Goals Against (Min. 60 min. played) |
|--------------|----------------------|-------------------------|------------|-------------------------------------|
| Season high: | 8 3/31/22 at PHI | 11:43 3/31/22 at PHI | Season Low | N/A N/A |
| Career high: | 55 3/23/19 vs. NE | 65:18 3/8/19 vs. BUF | Career Low | 8 3/23/19 vs. NE |

83

Frank Brown
Defense

Born: Nov. 23, 1993, Salamanca, NY

Height: 6'4"

Weight: 220

Shoots: Right

Acquired: Acquired from Rochester with Forward Dan Lintner and a fourth-round pick in the 2020 NLL Entry Draft in exchange for Dallas Bridle, Thomas Hoggarth and a second and third-round pick in the 2020 NLL Entry Draft on Feb. 27, 2020.

2021-22:

Playoff Season:

- Tallied six loose-ball recoveries on Ma7 15 vs. TOR
- Recorded one goal and tallied five loose-ball recoveries on May 7 vs. ALB

Regular Season:

- Tallied two loose-ball recoveries on April 30 vs. TOR
- Scored a goal and tallied three loose-ball recoveries in season debut on March 31 at PHI

Career Statistics:

| Season | Team | Regular Season | | | | | | Playoffs | | | | | |
|----------------|--------------|----------------|---|----|----|----|-----|----------|----|----|----|----|-----|
| | | GP | G | A | TP | LB | PIM | GP | G | A | TP | LB | PIM |
| 2018 | Georgia | 7 | 1 | 6 | 7 | 22 | 2 | -- | -- | -- | -- | -- | -- |
| 2018 | Rochester | 3 | 0 | 0 | 0 | 8 | 0 | 5 | 0 | 1 | 1 | 21 | 0 |
| 2019 | Philadelphia | 14 | 6 | 6 | 12 | 36 | 6 | -- | -- | -- | -- | -- | -- |
| 2020 | Rochester | 3 | 1 | 0 | 1 | 9 | 2 | -- | -- | -- | -- | -- | -- |
| 2020 | Buffalo | 2 | 0 | 2 | 2 | 3 | 0 | -- | -- | -- | -- | -- | -- |
| 2021-22 | Buffalo | 4 | 1 | 0 | 1 | 10 | 2 | 1 | 1 | 0 | 1 | 5 | 0 |
| NLL Totals | | 33 | 9 | 14 | 23 | 88 | 12 | 6 | 1 | 1 | 2 | 26 | 0 |
| Buffalo Totals | | 6 | 1 | 2 | 3 | 13 | 2 | 1 | 1 | 0 | 1 | 5 | 0 |

Single-game season/career highs:

| | G | A | P | LB | PIM |
|--------------|--------------------------------|---------------------------------|--------------------------------|---------------------------------|--------------------------------|
| Season high: | 1 (2x) Last: 5/7/22 vs. ALB | 0 N/A | 1 (2x) Last: 5/7/22 vs. ALB | 6 Last: 5/15/22 vs. TOR | 2 3/31/22 at PHI |
| Career high: | 2 3/8/19 vs. BUF | 2 (3x) Last: 2/29/20 vs. HFX | 3 (2x) Last: 4/6/19 vs. CGY | 6 (3x) Last: 5/17/22 vs. TOR | 2 (6x) Last: 3/31/22 at PHI |

91

Kyle Buchanan
Forward

Born: Oct. 22, 1987, Nepean, ON

Height: 5'8"

Weight: 165

Shoots: Right

Acquired: Signed with Buffalo as a free agent on Aug. 2, 2020.

2021-22:

Playoff Season:

- Recorded two points (1+1) and tallied four loose-ball recoveries on May 15 vs. TOR
- Recorded two assists and had six loose-ball recoveries on May 7 vs. ALB

Regular Season:

- Recorded a team-high of three goals and tallied four loose-ball recoveries on April 30 vs. TOR
- Matched single-game season high with four assists and five points (1+4), including 300th career NLL assist, along with seven loose-ball recoveries on April 16 at GA
- Recorded five points (1+4) on April 2 at COL
- Tallied five points (3+2) and seven loose-ball recoveries on March 31 at PHI
- Recorded two assists on March 27 at HFX
- Tallied three points (1+2) and seven loose-ball recoveries on March 26 vs. HFX
- Tallied four points (1+3) on March 12 vs. PHI
- Recorded two points (1+1), including the game-winning goal in overtime, on March 5 at ALB
- Registered at least four points in three consecutive games from Feb. 5 vs. ROC to Feb. 18 vs. ALB
- Recorded four assists and five loose-ball recoveries on Feb. 18 vs. ALB
- Tallied four points (2+2) and six shots on goal on Feb. 12 at TOR
- Recorded four points (2+2) and four loose-ball recoveries on Feb. 5 vs. ROC
- Recorded three points (1+2) and five loose-ball recoveries on Jan. 14 vs. GA
- Recorded four points (1+3), including first goal as a Bandit, on Dec. 11 at ROC
- Tallied four assists and seven loose-ball recoveries in Bandits debut in season opener on Dec. 4 vs. CGY

Career Statistics:

| Season | Team | Regular Season | | | | | | Playoffs | | | | | |
|----------------|--------------|----------------|-----|-----|-----|-----|-----|----------|----|----|----|----|-----|
| | | GP | G | A | TP | LB | PIM | GP | G | A | TP | LB | PIM |
| 2013 | Washington | 9 | 4 | 18 | 22 | 26 | 2 | 1 | 0 | 0 | 0 | 0 | 0 |
| 2014 | Philadelphia | 18 | 23 | 45 | 68 | 97 | 0 | -- | -- | -- | -- | -- | -- |
| 2015 | New England | 18 | 25 | 37 | 62 | 98 | 0 | -- | -- | -- | -- | -- | -- |
| 2016 | New England | 18 | 29 | 30 | 59 | 100 | 11 | 3 | 5 | 6 | 11 | 21 | 0 |
| 2017 | New England | 18 | 31 | 38 | 69 | 131 | 6 | 1 | 1 | 2 | 3 | 7 | 0 |
| 2018 | New England | 17 | 19 | 31 | 50 | 111 | 6 | 1 | 1 | 1 | 2 | 12 | 0 |
| 2019 | San Diego | 17 | 28 | 39 | 67 | 98 | 4 | 1 | 2 | 4 | 6 | 2 | 0 |
| 2020 | San Diego | 12 | 12 | 27 | 39 | 72 | 4 | -- | -- | -- | -- | -- | -- |
| 2021-22 | Buffalo | 17 | 19 | 38 | 57 | 81 | 0 | 2 | 1 | 1 | 4 | 10 | 0 |
| NLL Totals | | 144 | 190 | 303 | 493 | 814 | 33 | 9 | 10 | 16 | 28 | 52 | 0 |
| Buffalo Totals | | 17 | 19 | 38 | 57 | 81 | 0 | 2 | 1 | 3 | 4 | 10 | 0 |

Single-game season/career highs:

| | G | A | P | LB | PIM |
|--------------|---------------------------------|--------------------------------|--------------------------------|----------------------------------|--------------------|
| Season high: | 3 (2x) Last: 4/30/22 vs. TOR | 4 (4x) Last: 4/16/22 at GA | 5 (3x) Last: 4/16/22 at GA | 7 (4x) Last: 4/16/22 at GA | 0 N/A |
| Career high: | 5 (2x) Last: 3/2/19 vs. VAN | 6 (3x) Last: 3/7/20 vs. ROC | 8 (5x) Last: 3/7/20 vs. ROC | 13 (2x) Last: 2/22/20 vs. VAN | 5 1/17/16 at GA |

92

Dhane Smith Forward

Born: September 23, 1992, Kitchener, ON

Height: 6'2"

Weight: 207

Shoots: Right

Acquired: Buffalo's first-round selection (fifth overall) in the 2012 NLL Entry Draft.

2021-22:

Playoff Season:

- Recorded ten points (3+7) and tallied four loose-ball recoveries on May 15 vs. TOR
- Recorded a team-high six points and tallied six loose-ball recoveries on May 7 vs. ALB

Regular Season:

- Recorded seven loose-ball recoveries on April 30 vs. TOR
- Tallied a team-high nine points (2+7) and 11 shots on goal on April 16 at GA
- Set NLL single-season assist record with 85th assist of 2021-22 campaign on April 9 vs. NY
- Tallied nine points (1+8), including 500th career NLL assist and six loose-ball recoveries on April 9 vs. NY
- Recorded 800th NLL career point on April 2 at COL
- Recorded 12 points (3+9), tying a single-game season high, and a season-high 16 shots on goal on April 2 at COL
- Tallied a team-high seven points (2+5) and seven shots on goal on March 31 at PHI
- Tallied a team-high seven points (5+2), including 300th NLL career goal, and recorded a game-high 12 shots on goal, along with seven loose-ball recoveries on March 27 at HFX
- Tallied a team-high nine points (3+6) on March 26 vs. HFX
- Tallied a single-game season-high 12 points (2+10), including a single-game season-high 10 assists, and recorded eight shots on goal on March 12 vs. PHI
- Recorded a team-high eight points (3+5), 12 shots on goal and seven loose-ball recoveries on March 5 at ALB
- Tallied a team-high nine points (3+6) on Feb. 26 at ROC
- Recorded a team-high six points (2+4) along with eight loose-ball recoveries on Feb. 18 vs. ALB
- Recorded seven points (4+3), leading both teams, and tallied four loose-ball recoveries on Feb. 5 vs. ROC
- Recorded 11 points (2+9), 12 shots on goal and six loose-ball recoveries on Jan. 30 at NY
- Tallied five points (2+3), and recorded four loose-ball recoveries on Jan. 14 vs. GA
- Recorded 700th career NLL point with an assist on Jan. 8 vs. TOR
- Recorded six points (1+5), tied for a team-high five assists and tallied a team-high 11 shots on goal on Jan. 8 vs. TOR
- Registered a team-high nine points (3+6) along with eight loose-balls in season opener on Dec. 4 vs. CGY

Career Statistics:

| Season | Team | Regular Season | | | | | | | Playoffs | | | | | | |
|----------------|---------|----------------|-----|-----|-----|-----|-----|--|----------|----|----|----|----|-----|--|
| | | GP | G | A | TP | LB | PIM | | GP | G | A | TP | LB | PIM | |
| 2013 | Buffalo | 15 | 24 | 20 | 44 | 42 | 4 | | -- | -- | -- | -- | -- | -- | |
| 2014 | Buffalo | 18 | 20 | 39 | 59 | 79 | 9 | | 4 | 7 | 7 | 14 | 12 | 0 | |
| 2015 | Buffalo | 18 | 39 | 68 | 107 | 75 | 11 | | 1 | 3 | 5 | 8 | 6 | 0 | |
| 2016 | Buffalo | 18 | 72 | 65 | 137 | 111 | 9 | | 4 | 13 | 14 | 27 | 14 | 2 | |
| 2017 | Buffalo | 14 | 30 | 51 | 81 | 63 | 8 | | -- | -- | -- | -- | -- | -- | |
| 2018 | Buffalo | 18 | 37 | 68 | 105 | 95 | 0 | | -- | -- | -- | -- | -- | -- | |
| 2019 | Buffalo | 16 | 32 | 70 | 102 | 72 | 8 | | 4 | 5 | 16 | 21 | 14 | 0 | |
| 2020 | Buffalo | 8 | 15 | 33 | 48 | 48 | 4 | | -- | -- | -- | -- | -- | -- | |
| 2021-22 | Buffalo | 18 | 41 | 94 | 135 | 93 | 10 | | 2 | 5 | 11 | 16 | 8 | 0 | |
| NLL Totals | | 143 | 310 | 508 | 818 | 678 | 63 | | 15 | 33 | 53 | 86 | 54 | 2 | |
| Buffalo Totals | | 143 | 310 | 508 | 818 | 678 | 63 | | 15 | 33 | 53 | 86 | 54 | 2 | |

Single-game season/career highs:

| | G | A | P | LB | PIM |
|--------------|----------------------|-----------------------|--------------------------------|---------------------------------|---------------------------------|
| Season high: | 5 3/27/22 at HFX | 10 3/12/22 vs. PHI | 12 (2x) Last: 4/2/22 at COL | 8 (2x) Last: 2/18/22 vs. ALB | 2 (5x) Last: 4/30/22 vs. TOR |
| Career high: | 6 3/25/16 vs. VAN | 11 2/9/19 at GA | 13 2/14/16 at GA | 13 12/23/17 at ROC | 9 (2x) 4/25/15 vs. VAN |

94

Bryce Sweeting Defense

Born: July 7, 1994, Peterborough, ON

Height: 6'2"

Weight: 204

Shoots: Left

Acquired: Acquired from San Diego in exchange for Ethan Scott and a second-round pick in the 2018 NLL Entry Draft on July 16, 2018.

2021-22:

Playoff Season:

- Recorded two loose-ball recoveries on May 7 vs. ALB

Regular Season:

- Tallied one loose-ball recovery on April 30 vs. TOR
- Tallied an assist on April 16 at GA
- Recorded an assist and five blocked shots on March 27 at HFX
- Tallied six loose-ball recoveries on March 5 at ALB
- Tallied six loose-ball recoveries on Feb. 26 at ROC
- Tallied six loose-ball recoveries on Feb. 5 vs. ROC
- Recorded an assist and five loose-ball recoveries on Jan. 30 at NY
- Registered four loose-ball and two blocked shots on Dec. 11 at ROC
- Registered four loose-ball recoveries in season opener on Dec. 4 vs. CGY

Career Statistics:

| Season | Team | Regular Season | | | | | | Playoffs | | | | | |
|----------------|----------|----------------|---|----|----|-----|-----|----------|----|----|----|----|-----|
| | | GP | G | A | TP | LB | PIM | GP | G | A | TP | LB | PIM |
| 2016 | Colorado | 5 | 1 | 1 | 2 | 17 | 4 | -- | -- | -- | -- | -- | -- |
| 2017 | Colorado | 15 | 0 | 1 | 1 | 24 | 33 | 3 | 0 | 0 | 0 | 6 | 13 |
| 2018 | Colorado | 17 | 2 | 3 | 5 | 39 | 14 | 1 | 0 | 0 | 0 | 1 | 2 |
| 2019 | Buffalo | 15 | 1 | 3 | 4 | 49 | 27 | 4 | 1 | 1 | 2 | 11 | 2 |
| 2020 | Buffalo | 11 | 0 | 1 | 1 | 27 | 12 | -- | -- | -- | -- | -- | -- |
| 2021-22 | Buffalo | 16 | 0 | 3 | 3 | 57 | 31 | 1 | 0 | 0 | 0 | 2 | 0 |
| NLL Totals | | 79 | 4 | 12 | 16 | 213 | 121 | 9 | 1 | 1 | 2 | 20 | 17 |
| Buffalo Totals | | 42 | 1 | 7 | 8 | 133 | 70 | 5 | 1 | 1 | 2 | 13 | 2 |

Single-game season/career highs:

| | G | A | P | LB | PIM |
|--------------|---------------------------------|--------------------------------|---------------------------------|-------------------------------|-----------------------|
| Season high: | 0 N/A | 1 (3x) Last: 4/16/22 at GA | 1 (3x) Last: 4/16/22 at GA | 6 (3x) Last: 3/5/22 at ALB | 7 2/18/22 vs. ALB |
| Career high: | 1 (4x) Last: 12/15/19 at PHI | 1 (12x) Last: 4/16/22 at GA | 2 (2x) Last: 12/15/19 at PHI | 7 12/28/19 vs. HFX | 10 4/22/17 vs. VAN |

95

Chase Fraser
Forward

Born: Aug. 3, 1995, Vancouver, BC

Height: 6'3"

Weight: 200

Shoots: Right

Acquired: Buffalo's second-round selection (13th overall) in the 2017 NLL Entry Draft.

2021-22:

Playoff Season:

- Recorded four points (2+2) and tallied three loose-ball recoveries on May 15 vs. TOR
- Recorded two loose-ball recoveries on May 7 vs. ALB

Regular Season:

- Tallied two assists and recorded two loose-ball recoveries on April 30 vs. TOR
- Tallied two points (1+1) and 11 shots on goal on April 16 on GA
- Scored three goals and won 6 of 12 faceoffs on April 9 vs. NY
- Tallied a single-game season-high five points (4+1), including a team-high four goals, and six loose-ball recoveries on April 2 at COL
- Scored a team-high four goals and tallied seven shots on goal on March 31 at PHI
- Tallied a single-game season-high five points (4+1) and eight shots on goal on March 27 at HFX
- Tallied three points (1+2) on March 26 vs. HFX
- Recorded four points (3+1), tallied 10 shots on goal and six loose-ball recoveries on March 12 vs. PHI
- Recorded two assists and 10 shots on goal on March 5 at ALB
- Tallied four points (1+3) and five shots on goal on Feb. 26 at ROC
- Tallied two points (1+1) on Feb. 18 vs. ALB
- Recorded one goal and had two loose-ball recoveries on Feb. 5 vs. ROC
- Recorded 100th career NLL point with a goal on Jan. 30 at NY
- Tallied four points (3+1), won eight faceoffs, and recorded eight shots on goal on Jan. 30 at NY
- Recorded two points (1+1) and seven loose-ball recoveries on Jan. 14 vs. GA
- Scored four goals (tied for the team high) and recorded nine shots on goal on Jan. 8 vs. TOR
- Tallied a career-high four assists and four loose-ball recoveries on Dec. 11 at ROC
- Tallied four points (1+3) and six shots on goal in season opener on Dec. 4 vs. CGY

Career Statistics:

| Season | Regular Season | | | | | | | Playoffs | | | | | | |
|----------------|----------------|----|----|----|-----|-----|-----|----------|----|----|----|----|-----|--|
| | Team | GP | G | A | TP | LB | PIM | GP | G | A | TP | LB | PIM | |
| 2018 | Buffalo | 9 | 8 | 6 | 14 | 41 | 8 | -- | -- | -- | -- | -- | -- | |
| 2019 | Buffalo | 16 | 29 | 15 | 44 | 84 | 10 | 4 | 7 | 0 | 7 | 21 | 10 | |
| 2020 | Buffalo | 8 | 16 | 10 | 26 | 33 | 21 | -- | -- | -- | -- | -- | -- | |
| 2021-22 | Buffalo | 18 | 32 | 24 | 57 | 62 | 14 | 2 | 2 | 2 | 4 | 5 | 4 | |
| NLL Totals | | 51 | 85 | 55 | 140 | 220 | 53 | 6 | 9 | 2 | 11 | 26 | 14 | |
| Buffalo Totals | | 51 | 85 | 55 | 140 | 220 | 53 | 6 | 9 | 2 | 11 | 26 | 14 | |

Single-game season/career highs:

| | G | A | P | LB | PIM |
|---------------------|-------------------------------|----------------------|-------------------------------|--------------------------------|--------------------------------|
| Season high: | 4 (4x) Last: 4/2/22 at COL | 4 12/11/21 at ROC | 5 (2x) 4/2/22 at COL | 7 1/14/22 vs. GA | 4 (3x) Last: 5/7/22 vs. ALB |
| Career high: | 4 (6x) Last: 4/2/22 at COL | 4 12/11/21 at ROC | 6 (3x) Last: 1/11/20 at GA | 10 (2x) Last: 3/9/19 vs. GA | 7 2/29/20 vs. HFX |