



NATIONAL LACROSSE LEAGUE



2023-24 NATIONAL LACROSSE LEAGUE SEASON
LEAGUE STANDINGS REPORT

DETAILS
Document Created: Apr 12, 2024, 1:16:01 PM

LEGEND
C Conference Leader

RANK	TEAM	GP	GH	GR	W	L	PCT	GF	GA	HOME	ROAD	LAST 10	STREAK
1st	Toronto Rock	16	8	8	13	3	0.8125	193	152	6 - 2	7 - 1	8 - 2	2W
2nd	San Diego Seals	16	8	8	12	4	0.7500	186	156	7 - 1	5 - 3	8 - 2	4W
3rd	Albany Firewolves	16	9	7	10	6	0.6250	183	170	5 - 4	5 - 2	4 - 6	4L
4th	Georgia Swarm	17	8	9	10	7	0.5882	188	186	6 - 2	4 - 5	6 - 4	2W
5th	Buffalo Bandits	16	8	8	9	7	0.5625	209	200	5 - 3	4 - 4	6 - 4	2W
6th	Halifax Thunderbirds	17	8	9	9	8	0.5294	214	190	5 - 3	4 - 5	5 - 5	1L
7th	Panther City Lacrosse Club	16	8	8	8	8	0.5000	185	184	4 - 4	4 - 4	5 - 5	1W
8th	New York Riptide	16	8	8	8	8	0.5000	186	202	4 - 4	4 - 4	6 - 4	2W
9th	Calgary Roughnecks	16	8	8	7	9	0.4375	180	171	5 - 3	2 - 6	5 - 5	1L
10th	Saskatchewan Rush	16	7	9	7	9	0.4375	193	190	3 - 4	4 - 5	5 - 5	1W
11th	Vancouver Warriors	16	8	8	7	9	0.4375	177	185	4 - 4	3 - 5	5 - 5	4W
12th	Rochester Knighthawks	15	8	7	6	9	0.4000	185	200	3 - 5	3 - 4	3 - 7	3L
13th	Colorado Mammoth	15	8	7	5	10	0.3333	160	184	4 - 4	1 - 6	4 - 6	1L
14th	Philadelphia Wings	16	9	7	5	11	0.3125	179	209	1 - 8	4 - 3	3 - 7	4L
15th	Las Vegas Desert Dogs	16	7	9	4	12	0.2500	159	198	1 - 6	3 - 6	2 - 8	6L



NATIONAL LACROSSE LEAGUE



2023-24 NATIONAL LACROSSE LEAGUE SEASON
SEASON LEADERS REPORT

DETAILS

Document Created: Apr 12, 2024, 1:16:01 PM

LEGEND

R Rookie

POINTS

RANK	NAME	TEAM	GP	G	A	PTS
1st	Jeff Teat	New York Riptide	15	47	61	108
2nd	Josh Byrne	Buffalo Bandits	14	42	59	101
3rd	Dhane Smith	Buffalo Bandits	14	20	77	97
4th	Connor Fields	Rochester Knighthawks	13	41	52	93
5th	Wesley Berg	San Diego Seals	15	34	56	90
6th	Austin Staats	San Diego Seals	15	43	44	87
7th	Clarke Petterson	Halifax Thunderbirds	15	34	50	84
8th	Mitch Jones	Philadelphia Wings	13	24	59	83
8th	Will Malcom	Panther City Lacrosse Club	14	31	52	83
9th	Alex Simmons	Albany Firewolves	15	31	51	82
9th	Mark Matthews	Toronto Rock	15	25	57	82
10th	Jesse King	Calgary Roughnecks	14	25	56	81
10th	Ryan Smith	Rochester Knighthawks	13	39	42	81
11th	Lyle Thompson	Georgia Swarm	16	38	39	77
12th	Shayne Jackson	Georgia Swarm	16	25	51	76
13th	Eli McLaughlin	Colorado Mammoth	14	36	39	75
13th	Keegan Bal	Vancouver Warriors	14	33	42	75
14th	Robert Church	Saskatchewan Rush	13	37	37	74
14th	Adam Charalambides	Vancouver Warriors	14	28	46	74
15th	Andrew Kew	Georgia Swarm	15	30	43	73

GOALS

RANK	NAME	TEAM	GP	G
1st	Jeff Teat	New York Riptide	15	47
2nd	Austin Staats	San Diego Seals	15	43
3rd	Josh Byrne	Buffalo Bandits	14	42
4th	Connor Fields	Rochester Knighthawks	13	41
5th	several tied at			39

ASSISTS

RANK	NAME	TEAM	GP	A
1st	Dhane Smith	Buffalo Bandits	14	77
2nd	Jeff Teat	New York Riptide	15	61
3rd	Mitch Jones	Philadelphia Wings	13	59
3rd	Josh Byrne	Buffalo Bandits	14	59
4th	Mark Matthews	Toronto Rock	15	57

PENALTY MINUTES

RANK	NAME	TEAM	GP	PIM
1st	Jake Withers	Halifax Thunderbirds	15	46
2nd	Jackson Suboch	Vancouver Warriors	14	44
3rd	Callum Jones	New York Riptide	14	40
3rd	Brent Mitchell	Panther City Lacrosse Club	13	40
4th	Jeff Henrick	Georgia Swarm	15	39

PENALTY MINORS

RANK	NAME	TEAM	GP	MINORS
1st	Tor Reinholdt	Las Vegas Desert Dogs	14	18
2nd	Zachary Young	Albany Firewolves	13	14
2nd	Tyson Bell	Halifax Thunderbirds	15	14
3rd	Scott Dominey	Philadelphia Wings	13	13
4th	several tied at			12

PENALTY MAJORS

RANK	NAME	TEAM	GP	MAJORS
1st	Dawson Theede	Halifax Thunderbirds	15	4
2nd	several tied at			2

POWER PLAY GOALS

RANK	NAME	TEAM	GP	PPG
1st	Robert Church	Saskatchewan Rush	13	12
1st	Keegan Bal	Vancouver Warriors	14	12
2nd	Corey Small	Toronto Rock	15	11
3rd	Callum Crawford	Panther City Lacrosse Club	12	10
4th	several tied at			9

SHORT HANDED GOALS

RANK	NAME	TEAM	GP	SHG
1st	Owen Grant	Vancouver Warriors	14	3
1st	Justin J. Martin	Toronto Rock	15	3
2nd	several tied at			2

POWER PLAY ASSISTS

RANK	NAME	TEAM	GP	PPA
1st	Wesley Berg	San Diego Seals	15	21
2nd	Austin Staats	San Diego Seals	15	18
3rd	several tied at			17

SHORT HANDED ASSISTS

RANK	NAME	TEAM	GP	SHA
1st	Adam Charalambides	Vancouver Warriors	14	4
2nd	Mitch Jones	Philadelphia Wings	13	3
2nd	Ben McIntosh	Philadelphia Wings	13	3
2nd	Wesley Berg	San Diego Seals	15	3
2nd	Travis Longboat	Albany Firewolves	15	3

POWER PLAY POINTS

RANK	NAME	TEAM	GP	PP PTS
1st	Wesley Berg	San Diego Seals	15	29
2nd	Austin Staats	San Diego Seals	15	27
3rd	Mark Matthews	Toronto Rock	15	26
3rd	Mitch Jones	Philadelphia Wings	13	26
4th	several tied at			24

SHORT HANDED POINTS

RANK	NAME	TEAM	GP	SH PTS
1st	Adam Charalambides	Vancouver Warriors	14	5
2nd	several tied at			4






SHOTS

RANK	NAME	TEAM	GP	SHOTS
1st	Alex Simmons	Albany Firewolves	15	304
2nd	Jeff Teat	New York Riptide	15	286
3rd	Connor Fields	Rochester Knighthawks	13	284
4th	Austin Staats	San Diego Seals	15	281
5th	Lyle Thompson	Georgia Swarm	16	261

SHOOTING PERCENTAGE

RANK	NAME	TEAM	GP	G	SHOTS	PCT
1st	Nick Damude	Panther City Lacrosse Club	14	1	1	100%
1st	Eli Gobrecht	San Diego Seals	8	1	1	100%
1st	Marcus Minichiello	Philadelphia Wings	7	2	2	100%
1st	Adam Bomberry	Buffalo Bandits	1	1	1	100%
2nd	several tied at					50%



SHOTS ON GOAL

RANK	NAME	TEAM	GP	SOG
1st	Connor Fields	 Rochester Knighthawks	13	199
2nd	Austin Staats	 San Diego Seals	15	198
3rd	Alex Simmons R	 Albany Firewolves	15	188
3rd	Jeff Teat	 New York Riptide	15	188
4th	Josh Byrne	 Buffalo Bandits	14	179






FACE OFF WINS

RANK	NAME	TEAM	GP	FOW	PCT
1st	Ryan Dilks	 Vancouver Warriors	14	1	100%
1st	Lyle Thompson	 Georgia Swarm	16	1	100%
1st	Shane Simpson	 Calgary Roughnecks	14	1	100%
1st	Josh Dawick	 Toronto Rock	13	1	100%
1st	Leo Stouros	 Albany Firewolves	12	1	100%







GAME WINNING GOALS

RANK	NAME	TEAM	GP	GWG
1st	Austin Staats	 San Diego Seals	15	4
1st	Andrew Kew	 Georgia Swarm	15	4
2nd	several tied at			3






LOOSEBALLS

RANK	NAME	TEAM	GP	LB
1st	Jake Withers	 Halifax Thunderbirds	15	249
2nd	Zach Currier	 Calgary Roughnecks	14	152
3rd	Trevor Baptiste	 San Diego Seals	15	147
4th	Joe Nardella	 Albany Firewolves	15	146
5th	Matt Gilray	 Rochester Knighthawks	13	136




SHOTS WIDE

RANK	NAME	TEAM	GP	SW
1st	Alex Simmons 	 Albany Firewolves	15	116
2nd	Jeff Teat	 New York Riptide	15	98
3rd	Lyle Thompson	 Georgia Swarm	16	91
4th	Connor Fields	 Rochester Knighthawks	13	85
5th	Austin Staats	 San Diego Seals	15	83

SHOTS BLOCKED

RANK	NAME	TEAM	GP	SB
1st	Adam Wiedemann	 Georgia Swarm	16	23
2nd	Robert Hope	 Colorado Mammoth	14	22
3rd	John Ranagan	 Georgia Swarm	16	21
3rd	James Barclay	 Las Vegas Desert Dogs	14	21
3rd	Matt Marinier	 New York Riptide	14	21

FORCED TURNOVERS

RANK	NAME	TEAM	GP	FT
1st	Ryan Dilks	 Vancouver Warriors	14	36
2nd	Mike Messenger	 Saskatchewan Rush	13	32
3rd	Mitch de Snoo	 Toronto Rock	14	31
4th	Brad Kri	 Toronto Rock	15	28
5th	several tied at			27



NATIONAL LACROSSE LEAGUE



2023-24 NATIONAL LACROSSE LEAGUE SEASON
GOALTENDING LEADERS REPORT

DETAILS
Document Created: Apr 12, 2024, 1:16:01 PM

LEGEND
R Rookie

SUMMARY

*minimum 120 minutes

RANK	NAME	TEAM	GP	MINS	W	L	GA	GAA	SV	SV%
1st	Nick Rose	Toronto Rock	15	898:21	12	2	141	9.42	580	80%
2nd	Christopher Origlieri	San Diego Seals	15	904:49	11	4	144	9.55	567	80%
3rd	Doug Jamieson	Albany Firewolves	14	798:13	10	3	136	10.22	547	80%
4th	Christian Del Bianco	Calgary Roughnecks	14	847:13	6	8	147	10.41	583	80%
5th	Tyler Carlson	Colorado Mammoth	14	144:54	1	1	26	10.77	84	76%
6th	Warren Hill	Halifax Thunderbirds	15	859:24	7	7	155	10.82	517	77%
7th	Nick Damude	Panther City Lacrosse Club	14	730:28	7	5	136	11.17	525	79%
8th	Cam MacLeod	Panther City Lacrosse Club	14	122:21		2	23	11.28	85	79%
9th	Brett Dobson	Georgia Swarm	16	872:37	9	6	165	11.35	564	77%
10th	Aaron Bold	Vancouver Warriors	14	491:31	2	5	94	11.47	285	75%
11th	Aden Walsh	Vancouver Warriors	14	354:02	3	4	68	11.52	208	75%
12th	Frank Scigliano	Saskatchewan Rush	13	727:47	5	7	141	11.62	482	77%
13th	Landon Kells	Las Vegas Desert Dogs	14	816:57	4	9	164	12.04	538	77%
14th	Zach Higgins	Philadelphia Wings	13	746:54	5	8	151	12.13	542	78%
15th	Dillon Ward	Colorado Mammoth	13	699:45	4	8	142	12.18	461	76%
16th	Matt Vinc	Buffalo Bandits	12	722:39	7	5	147	12.21	484	77%
17th	Cameron Dunkerley	New York Riptide	15	876:00	7	8	182	12.47	556	75%
18th	Riley Hutchcraft	Rochester Knighthawks	13	723:31	6	6	153	12.69	478	76%

WINS

RANK	NAME	TEAM	GP	W
1st	Nick Rose	Toronto Rock	15	12
2nd	Christopher Origlieri	San Diego Seals	15	11
3rd	Doug Jamieson	Albany Firewolves	14	10
4th	Brett Dobson	Georgia Swarm	16	9
5th	several tied at			7

LOSSES

RANK	NAME	TEAM	GP	L
1st	Landon Kells	Las Vegas Desert Dogs	14	9
2nd	Zach Higgins	Philadelphia Wings	13	8
2nd	Dillon Ward	Colorado Mammoth	13	8
2nd	Christian Del Bianco	Calgary Roughnecks	14	8
2nd	Cameron Dunkerley	New York Riptide	15	8

MINUTES

RANK	NAME	TEAM	GP	MINS
1st	Christopher Origlieri	San Diego Seals	15	904:49
2nd	Nick Rose	Toronto Rock	15	898:21
3rd	Cameron Dunkerley	New York Riptide	15	876:00
4th	Brett Dobson	Georgia Swarm	16	872:37
5th	Warren Hill	Halifax Thunderbirds	15	859:24

SAVES

RANK	NAME	TEAM	GP	SV
1st	Christian Del Bianco	Calgary Roughnecks	14	583
2nd	Nick Rose	Toronto Rock	15	580
3rd	Christopher Origlieri	San Diego Seals	15	567
4th	Brett Dobson	Georgia Swarm	16	564
5th	Cameron Dunkerley	New York Riptide	15	556

SAVE PERCENTAGE

RANK	NAME	TEAM	GP	GA	SV	SV%
1st	Mike Poulin	San Diego Seals	15		4	100%
2nd	Dustin Hill	Georgia Swarm	2	1	6	86%
3rd	Angus Goodleaf	Georgia Swarm	14	8	43	84%
4th	Steve Orleman	Buffalo Bandits	5	8	33	80%
5th	Nick Rose	Toronto Rock	15	141	580	80%



NATIONAL LACROSSE LEAGUE



2023-24 NATIONAL LACROSSE LEAGUE SEASON
ROOKIE LEADERS REPORT

DETAILS

Document Created: Apr 12, 2024, 1:16:01 PM

LEGEND

R Rookie

POINTS

RANK	NAME	TEAM	GP	G	A	PTS
1st	Alex Simmons	Albany Firewolves	15	31	51	82
2nd	Tye Kurtz	Albany Firewolves	15	29	35	64
3rd	Thomas McConvey	Rochester Knighthawks	13	25	21	46
4th	Jason Knox	Panther City Lacrosse Club	13	17	20	37
5th	Dylan Watson	Las Vegas Desert Dogs	14	16	13	29
6th	Aaron Woods	Halifax Thunderbirds	9	11	17	28
7th	Sean Westley	Las Vegas Desert Dogs	12	9	13	22
8th	Ryan Sheridan	Panther City Lacrosse Club	11	12	4	16
9th	Justin J. Martin	Toronto Rock	15	8	6	14
10th	Owen Grant	Vancouver Warriors	14	6	2	8
11th	Cole Kirst	Halifax Thunderbirds	3	1	6	7
12th	Brady Kearnan	Georgia Swarm	4	3	3	6
12th	Callum Jones	New York Riptide	14	2	4	6
13th	Jake Saunders	Las Vegas Desert Dogs	9		5	5
13th	Tyler Hendrycks	Toronto Rock	5	3	2	5
14th	Cam Wyers	Buffalo Bandits	14		4	4
14th	Brayden Laity	Vancouver Warriors	14	1	3	4
15th	Taylor Jensen	Rochester Knighthawks	8		3	3
15th	Sean Kriwokon	Colorado Mammoth	9	1	2	3
15th	Zack Kearney	Toronto Rock	8	2	1	3

GOALS

RANK	NAME	TEAM	GP	G
1st	Alex Simmons	Albany Firewolves	15	31
2nd	Tye Kurtz	Albany Firewolves	15	29
3rd	Thomas McConvey	Rochester Knighthawks	13	25
4th	Jason Knox	Panther City Lacrosse Club	13	17
5th	Dylan Watson	Las Vegas Desert Dogs	14	16

ASSISTS

RANK	NAME	TEAM	GP	A
1st	Alex Simmons	Albany Firewolves	15	51
2nd	Tye Kurtz	Albany Firewolves	15	35
3rd	Thomas McConvey	Rochester Knighthawks	13	21
4th	Jason Knox	Panther City Lacrosse Club	13	20
5th	Aaron Woods	Halifax Thunderbirds	9	17

PENALTY MINUTES

RANK	NAME	TEAM	GP	PIM
1st	Callum Jones	New York Riptide	14	40
2nd	Zachary Young	Albany Firewolves	13	28
3rd	Owen Grant	Vancouver Warriors	14	14
4th	Cam Wyers	Buffalo Bandits	14	13
5th	Ryan Sheridan	Panther City Lacrosse Club	11	12

PENALTY MINORS

RANK	NAME	TEAM	GP	MINORS
1st	Zachary Young	Albany Firewolves	13	14
2nd	Callum Jones	New York Riptide	14	10
3rd	Owen Grant	Vancouver Warriors	14	7
4th	Ryan Sheridan	Panther City Lacrosse Club	11	6
5th	Cam Wyers	Buffalo Bandits	14	4

PENALTY MAJORS

RANK	NAME	TEAM	GP	MAJORS
1st	Callum Jones	New York Riptide	14	2
2nd	Cam Wyers	Buffalo Bandits	14	1
2nd	Sean Kriwokon	Colorado Mammoth	9	1
2nd	Zach Belter	Buffalo Bandits	5	1

POWER PLAY GOALS

RANK	NAME	TEAM	GP	PPG
1st	Thomas McConvey	Rochester Knighthawks	13	6
2nd	Alex Simmons	Albany Firewolves	15	4
2nd	Tye Kurtz	Albany Firewolves	15	4
3rd	Jason Knox	Panther City Lacrosse Club	13	3
4th	several tied at			1

SHORT HANDED GOALS

RANK	NAME	TEAM	GP	SHG
1st	Owen Grant	Vancouver Warriors	14	3
1st	Justin J. Martin	Toronto Rock	15	3
2nd	Tye Kurtz	Albany Firewolves	15	2
2nd	Aaron Woods	Halifax Thunderbirds	9	2
3rd	several tied at			1

POWER PLAY ASSISTS

RANK	NAME	TEAM	GP	PPA
1st	Alex Simmons	Albany Firewolves	15	14
2nd	Tye Kurtz	Albany Firewolves	15	8
3rd	Thomas McConvey	Rochester Knighthawks	13	7
3rd	Jason Knox	Panther City Lacrosse Club	13	7
4th	Dylan Watson	Las Vegas Desert Dogs	14	3

SHORT HANDED ASSISTS

RANK	NAME	TEAM	GP	SHA
1st	Alex Simmons	Albany Firewolves	15	1
1st	Owen Grant	Vancouver Warriors	14	1
1st	Dylan Watson	Las Vegas Desert Dogs	14	1

POWER PLAY POINTS

RANK	NAME	TEAM	GP	PP PTS
1st	Alex Simmons	Albany Firewolves	15	18
2nd	Thomas McConvey	Rochester Knighthawks	13	13
3rd	Tye Kurtz	Albany Firewolves	15	12
4th	Jason Knox	Panther City Lacrosse Club	13	10
5th	Dylan Watson	Las Vegas Desert Dogs	14	4

SHORT HANDED POINTS

RANK	NAME	TEAM	GP	SH PTS
1st	Owen Grant	Vancouver Warriors	14	4
2nd	Justin J. Martin	Toronto Rock	15	3
3rd	several tied at			2




SHOTS

RANK	NAME	TEAM	GP	SHOTS
1st	Alex Simmons	Albany Firewolves	15	304
2nd	Tye Kurtz	Albany Firewolves	15	199
3rd	Thomas McConvey	Rochester Knighthawks	13	130
4th	Dylan Watson	Las Vegas Desert Dogs	14	115
5th	Jason Knox	Panther City Lacrosse Club	13	104





SHOOTING PERCENTAGE

RANK	NAME	TEAM	GP	G	SHOTS	PCT
1st	Sean Kriwokon	Colorado Mammoth	9	1	2	50%
1st	Ben MacDonnell	Rochester Knighthawks	4	1	2	50%
2nd	Justin J. Martin	Toronto Rock	15	8	23	35%
3rd	Callum Jones	New York Riptide	14	2	6	33%
3rd	Mitchell Armstrong	Philadelphia Wings	8	1	3	33%

SHOTS ON GOAL

RANK	NAME	TEAM	GP	SOG
1st	Alex Simmons	 Albany Firewolves	15	188
2nd	Tye Kurtz	 Albany Firewolves	15	127
3rd	Thomas McConvey	 Rochester Knighthawks	13	96
4th	Jason Knox	 Panther City Lacrosse Club	13	72
5th	Dylan Watson	 Las Vegas Desert Dogs	14	69

FACE OFF WINS

RANK	NAME	TEAM	GP	FOW	PCT
1st	Connor Farrell	 Buffalo Bandits	3	53	59%
2nd	Cam Wyers	 Buffalo Bandits	14	1	50%
3rd	Zach Cole	 Las Vegas Desert Dogs	8	85	47%
4th	Justin Inacio	 Calgary Roughnecks	7	72	42%
5th	Zack Kearney	 Toronto Rock	8	6	33%

GAME WINNING GOALS

RANK	NAME	TEAM	GP	GWG
1st	several tied at			1

LOOSEBALLS

RANK	NAME	TEAM	GP	LB
1st	Tye Kurtz	 Albany Firewolves	15	95
2nd	Brayden Laity	 Vancouver Warriors	14	81
3rd	Owen Grant	 Vancouver Warriors	14	75
4th	Callum Jones	 New York Riptide	14	73
5th	Alex Simmons	 Albany Firewolves	15	71

SHOTS WIDE

RANK	NAME	TEAM	GP	SW
1st	Alex Simmons	 Albany Firewolves	15	116
2nd	Tye Kurtz	 Albany Firewolves	15	72
3rd	Dylan Watson	 Las Vegas Desert Dogs	14	46
4th	Thomas McConvey	 Rochester Knighthawks	13	34
5th	Jason Knox	 Panther City Lacrosse Club	13	32

SHOTS BLOCKED

RANK	NAME	TEAM	GP	SB
1st	Brayden Laity	 Vancouver Warriors	14	14
2nd	Callum Jones	 New York Riptide	14	13
3rd	Justin J. Martin	 Toronto Rock	15	11
4th	Owen Grant	 Vancouver Warriors	14	9
4th	Cam Wyers	 Buffalo Bandits	14	9

FORCED TURNOVERS

RANK	NAME	TEAM	GP	FT
1st	Owen Grant	 Vancouver Warriors	14	21
1st	Callum Jones	 New York Riptide	14	21
2nd	Justin J. Martin	 Toronto Rock	15	18
3rd	Jake Saunders	 Las Vegas Desert Dogs	9	15
3rd	Cam Wyers	 Buffalo Bandits	14	15



NATIONAL LACROSSE LEAGUE



2023-24 NATIONAL LACROSSE LEAGUE SEASON
DEFENSEMAN LEADERS REPORT

DETAILS

Document Created: Apr 12, 2024, 1:16:01 PM

LEGEND

R Rookie

POINTS

RANK	NAME	TEAM	GP	G	A	PTS
1st	Shane Simpson	Calgary Roughnecks	14	15	7	22
2nd	Mitch de Snoo	Toronto Rock	14	7	11	18
3rd	Brett Craig	Colorado Mammoth	13	4	12	16
4th	Graeme Hossack	Halifax Thunderbirds	15	5	10	15
5th	Jake Withers	Halifax Thunderbirds	15	6	8	14
5th	Jackson Nishimura	Albany Firewolves	15	5	9	14
5th	Justin J. Martin	Toronto Rock	15	8	6	14
6th	Patrick Kaschalk	Albany Firewolves	15	7	6	13
7th	Ryan Barnable	Saskatchewan Rush	13	3	9	12
7th	Robert Hope	Colorado Mammoth	14		12	12
8th	Nick Chaykowsky	Albany Firewolves	15	4	7	11
9th	Chad Tutton	Philadelphia Wings	13	2	8	10
9th	John Wagner	Albany Firewolves	11	4	6	10
10th	Brad Kri	Toronto Rock	15	1	8	9
10th	Liam Byrnes	Georgia Swarm	16	2	7	9
10th	Scott Dominey	Philadelphia Wings	13	4	5	9
11th	several tied at					8

GOALS

RANK	NAME	TEAM	GP	G
1st	Shane Simpson	Calgary Roughnecks	14	15
2nd	Justin J. Martin	Toronto Rock	15	8
3rd	Mitch de Snoo	Toronto Rock	14	7
3rd	Patrick Kaschalk	Albany Firewolves	15	7
4th	several tied at			6

ASSISTS

RANK	NAME	TEAM	GP	A
1st	Robert Hope	Colorado Mammoth	14	12
1st	Brett Craig	Colorado Mammoth	13	12
2nd	Mitch de Snoo	Toronto Rock	14	11
3rd	Graeme Hossack	Halifax Thunderbirds	15	10
4th	several tied at			9

PENALTY MINUTES

RANK	NAME	TEAM	GP	PIM
1st	Jake Withers	Halifax Thunderbirds	15	46
2nd	Jackson Suboch	Vancouver Warriors	14	44
3rd	Callum Jones	New York Riptide	14	40
3rd	Brent Mitchell	Panther City Lacrosse Club	13	40
4th	Jeff Henrick	Georgia Swarm	15	39

PENALTY MINORS

RANK	NAME	TEAM	GP	MINORS
1st	Tor Reinholdt	Las Vegas Desert Dogs	14	18
2nd	Tyson Bell	Halifax Thunderbirds	15	14
3rd	Scott Dominey	Philadelphia Wings	13	13
4th	several tied at			12

PENALTY MAJORS

RANK	NAME	TEAM	GP	MAJORS
1st	Callum Jones	New York Riptide	14	2
1st	Mike Manley	Georgia Swarm	16	2
1st	Jake Withers	Halifax Thunderbirds	15	2
1st	Brent Mitchell	Panther City Lacrosse Club	13	2
2nd	several tied at			1

POWER PLAY GOALS

RANK	NAME	TEAM	GP	PPG
1st	Shane Simpson	Calgary Roughnecks	14	2
2nd	Graeme Hossack	Halifax Thunderbirds	15	1
2nd	Graydon Bradley	San Diego Seals	15	1

SHORT HANDED GOALS

RANK	NAME	TEAM	GP	SHG
1st	Owen Grant	Vancouver Warriors	14	3
1st	Justin J. Martin	Toronto Rock	15	3
2nd	several tied at			1

POWER PLAY ASSISTS

RANK	NAME	TEAM	GP	PPA
1st	Chad Tutton	Philadelphia Wings	13	1
1st	Jake Withers	Halifax Thunderbirds	15	1
1st	Drew Belgrave	San Diego Seals	12	1
1st	Andrew Borgatti	New York Riptide	15	1
1st	Justin J. Martin	Toronto Rock	15	1

SHORT HANDED ASSISTS

RANK	NAME	TEAM	GP	SHA
1st	Ryan Dilks	Vancouver Warriors	14	2
1st	Nick Chaykowsky	Albany Firewolves	15	2
1st	James Barclay	Las Vegas Desert Dogs	14	2
1st	Patrick Kaschalk	Albany Firewolves	15	2
2nd	several tied at			1

POWER PLAY POINTS

RANK	NAME	TEAM	GP	PP PTS
1st	Shane Simpson	Calgary Roughnecks	14	2
2nd	several tied at			1

SHORT HANDED POINTS

RANK	NAME	TEAM	GP	SH PTS
1st	Owen Grant	Vancouver Warriors	14	4
2nd	Nick Chaykowsky	Albany Firewolves	15	3
2nd	Patrick Kaschalk	Albany Firewolves	15	3
2nd	Justin J. Martin	Toronto Rock	15	3
3rd	several tied at			2

SHOTS

RANK	NAME	TEAM	GP	SHOTS
1st	Shane Simpson	Calgary Roughnecks	14	40
2nd	Mitch de Snoo	Toronto Rock	14	32
3rd	Josh Medeiros	Panther City Lacrosse Club	14	31
4th	Adam Wiedemann	Georgia Swarm	16	26
5th	several tied at			23

SHOOTING PERCENTAGE

RANK	NAME	TEAM	GP	G	SHOTS	PCT
1st	Eli Gobrecht	San Diego Seals	8	1	1	100%
1st	Marcus Minichiello	Philadelphia Wings	7	2	2	100%
1st	Adam Bomberry	Buffalo Bandits	1	1	1	100%
2nd	several tied at					50%



SHOTS ON GOAL

RANK	NAME	TEAM	GP	SOG
1st	Shane Simpson	Calgary Roughnecks	14	33
2nd	Mitch de Snoo	Toronto Rock	14	25
3rd	Josh Medeiros	Panther City Lacrosse Club	14	20
4th	several tied at			18

FACE OFF WINS

RANK	NAME	TEAM	GP	FOW	PCT
1st	Ryan Dilks	Vancouver Warriors	14	1	100%
1st	Shane Simpson	Calgary Roughnecks	14	1	100%
1st	Leo Stouros	Albany Firewolves	12	1	100%
2nd	Jake Withers	Halifax Thunderbirds	15	297	74%
3rd	TD Ierlan	Toronto Rock	13	226	72%

GAME WINNING GOALS

RANK	NAME	TEAM	GP	GWG
1st	Shane Simpson	 Calgary Roughnecks	14	1
1st	Patrick Kaschak	 Albany Firewolves	15	1






LOOSEBALLS

RANK	NAME	TEAM	GP	LB
1st	Jake Withers	 Halifax Thunderbirds	15	249
2nd	Joe Nardella	 Albany Firewolves	15	146
3rd	Mitch de Snoo	 Toronto Rock	14	131
4th	Joe Post	 Rochester Knighthawks	12	122
4th	TD Ierlan	 Toronto Rock	13	122





SHOTS WIDE

RANK	NAME	TEAM	GP	SW
1st	Josh Medeiros	 Panther City Lacrosse Club	14	11
2nd	Adam Wiedemann	 Georgia Swarm	16	10
3rd	Scott Dominey	 Philadelphia Wings	13	9
4th	John Wagner	 Albany Firewolves	11	8
5th	several tied at			7

SHOTS BLOCKED

RANK	NAME	TEAM	GP	SB
1st	Adam Wiedemann	 Georgia Swarm	16	23
2nd	Robert Hope	 Colorado Mammoth	14	22
3rd	John Ranagan	 Georgia Swarm	16	21
3rd	James Barclay	 Las Vegas Desert Dogs	14	21
3rd	Matt Marinier	 New York Riptide	14	21

FORCED TURNOVERS

RANK	NAME	TEAM	GP	FT
1st	Ryan Dilks	 Vancouver Warriors	14	36
2nd	Mitch de Snoo	 Toronto Rock	14	31
3rd	Brad Kri	 Toronto Rock	15	28
4th	Kyle Rubisch	 San Diego Seals	15	25
5th	several tied at			23



NATIONAL LACROSSE LEAGUE



2023-24 NATIONAL LACROSSE LEAGUE SEASON
PENALTY MINUTE REPORT

DETAILS
Document Created: Apr 12, 2024, 1:16:01 PM

PENALTY MINUTE RECORD

TEAM	GP	PIM	AVG	MINORS	MAJORS	10 MIN MISC	GAME MISC	MATCH
Halifax Thunderbirds	15	315	21.0	110	9	3	2	
Georgia Swarm	16	216	13.5	78	4		4	
Buffalo Bandits	14	214	15.3	87	8			
Las Vegas Desert Dogs	14	204	14.6	87	6			
Colorado Mammoth	14	193	13.8	59	7		4	
Vancouver Warriors	14	187	13.4	81	1	2		
New York Riptide	15	171	11.4	68	5		1	
Panther City Lacrosse Club	14	169	12.1	72	3		1	
Albany Firewolves	15	166	11.1	73	4			
Toronto Rock	15	155	10.3	60	7			
San Diego Seals	15	155	10.3	70	3			
Calgary Roughnecks	14	121	8.6	58	1			
Philadelphia Wings	13	120	9.2	60				
Saskatchewan Rush	13	111	8.5	53	1			
Rochester Knighthawks	13	105	8.1	45	3			
TOTALS	214	2602	12.2	1061	62	5	12	0



NATIONAL LACROSSE LEAGUE



2023-24 NATIONAL LACROSSE LEAGUE SEASON
HOME AND AWAY REPORT

DETAILS
Document Created: Apr 12, 2024, 1:16:01 PM

RANK	TEAM	GP	HOME					AWAY				
			GP	W	L	GF	GA	GP	W	L	GF	GA
1st	Toronto Rock	16	8	6	2	91	71	8	7	1	102	81
2nd	San Diego Seals	16	8	7	1	106	83	8	5	3	80	73
3rd	Albany Firewolves	16	9	5	4	99	94	7	5	2	84	76
4th	Georgia Swarm	17	8	6	2	91	84	9	4	5	97	102
5th	Buffalo Bandits	16	8	5	3	99	94	8	4	4	110	106
6th	Halifax Thunderbirds	17	8	5	3	104	90	9	4	5	110	100
7th	Panther City Lacrosse Club	16	8	4	4	92	96	8	4	4	93	88
8th	New York Riptide	16	8	4	4	89	98	8	4	4	97	104
9th	Calgary Roughnecks	16	8	5	3	93	79	8	2	6	87	92
10th	Saskatchewan Rush	16	7	3	4	78	90	9	4	5	115	100
11th	Vancouver Warriors	16	8	4	4	87	96	8	3	5	90	89
12th	Rochester Knighthawks	15	8	3	5	96	103	7	3	4	89	97
13th	Colorado Mammoth	15	8	4	4	90	93	7	1	6	70	91
14th	Philadelphia Wings	16	9	1	8	99	131	7	4	3	80	78
15th	Las Vegas Desert Dogs	16	7	1	6	65	96	9	3	6	94	102
TOTAL		240	120	63	57	1379	1398	120	57	63	1398	1379

































NATIONAL LACROSSE LEAGUE



2023-24 NATIONAL LACROSSE LEAGUE SEASON
TEAM VS TEAM REPORT

DETAILS
Document Created: Apr 12, 2024, 1:16:01 PM

	 ALB	 BUF	 CGY	 COL	 GA	 HFX	 LV	 NY	 PCL	 PHI	 ROC	 SAS	 SD	 TOR	 VAN
 ALB		2-0	0-1	1-0	1-0	1-0	1-1	1-0	0-0	1-0	0-2	1-0	0-1	0-1	1-0
 BUF	0-2		0-0	2-0	0-1	0-1	0-0	0-1	0-1	1-0	2-0	1-0	1-0	2-0	0-1
 CGY	1-0	0-0		0-1	0-1	1-0	1-0	0-1	0-0	1-1	0-1	1-1	0-2	1-1	1-0
 COL	0-1	0-2	1-0		0-2	0-0	0-0	1-0	0-1	0-0	1-0	0-1	0-2	0-1	2-0
 GA	0-1	1-0	1-0	2-0		1-0	1-0	0-1	1-1	0-1	1-0	1-0	0-1	0-1	1-1
 HFX	0-1	1-0	0-1	0-0	0-1		1-0	1-0	1-0	1-1	2-0	2-0	0-1	0-2	0-1
 LV	1-1	0-0	0-1	0-0	0-1	0-1		0-1	1-1	0-1	1-0	0-1	1-1	0-1	0-2
 NY	0-1	1-0	1-0	0-1	1-0	0-1	1-0		0-1	1-1	1-0	1-1	1-0	0-2	0-0
 PCL	0-0	1-0	0-0	1-0	1-1	0-1	1-1	1-0		2-0	0-1	0-1	0-2	0-1	1-0
 PHI	0-1	0-1	1-1	0-0	1-0	1-1	1-0	1-1	0-2		0-0	0-1	0-1	0-1	0-1
 ROC	2-0	0-2	1-0	0-1	0-1	0-2	0-1	0-1	1-0	0-0		1-0	0-1	0-0	1-0
 SAS	0-1	0-1	1-1	1-0	0-1	0-2	1-0	1-1	1-0	1-0	0-1		0-0	0-0	1-1
 SD	1-0	0-1	2-0	2-0	1-0	1-0	1-1	0-1	2-0	1-0	1-0	0-0		0-1	0-0
 TOR	1-0	0-2	1-1	1-0	1-0	2-0	1-0	2-0	1-0	1-0	0-0	0-0	1-0		1-0
 VAN	0-1	1-0	0-1	0-2	1-1	1-0	2-0	0-0	0-1	1-0	0-1	1-1	0-0	0-1	



NATIONAL LACROSSE LEAGUE



2023-24 NATIONAL LACROSSE LEAGUE SEASON
SPECIAL TEAMS REPORT

DETAILS
Document Created: Apr 12, 2024, 1:16:01 PM

OVERALL POWER PLAY RECORD

RANK	TEAM	GP	PP	PPG	PP PCT
1st	New York Riptide	15	48	31	65%
2nd	San Diego Seals	15	73	41	56%
3rd	Philadelphia Wings	13	57	31	54%
4th	Toronto Rock	15	64	33	52%
5th	Rochester Knighthawks	13	60	30	50%
6th	Halifax Thunderbirds	15	68	32	47%
7th	Panther City Lacrosse Club	14	66	30	45%
8th	Buffalo Bandits	14	54	24	44%
9th	Vancouver Warriors	14	50	22	44%
10th	Colorado Mammoth	14	49	21	43%
11th	Georgia Swarm	16	63	27	43%
12th	Calgary Roughnecks	14	59	25	42%
13th	Saskatchewan Rush	13	57	24	42%
14th	Las Vegas Desert Dogs	14	57	22	39%
15th	Albany Firewolves	15	76	22	29%

OVERALL PENALTY KILLING RECORD

RANK	TEAM	GP	SH	PPGA	PK PCT
1st	Colorado Mammoth	14	51	16	69%
2nd	Halifax Thunderbirds	15	91	35	62%
3rd	Vancouver Warriors	14	66	26	61%
4th	Georgia Swarm	16	66	29	56%
5th	Panther City Lacrosse Club	14	61	27	56%
6th	Buffalo Bandits	14	74	33	55%
7th	Las Vegas Desert Dogs	14	76	35	54%
8th	Calgary Roughnecks	14	45	21	53%
9th	Toronto Rock	15	56	27	52%
10th	San Diego Seals	15	60	30	50%
11th	Saskatchewan Rush	13	49	25	49%
12th	Rochester Knighthawks	13	42	22	48%
13th	New York Riptide	15	62	33	47%
14th	Philadelphia Wings	13	48	26	46%
15th	Albany Firewolves	15	54	30	44%

OVERALL SHORT HANDED GOALS FOR

RANK	TEAM	GP	SHG
1st	Saskatchewan Rush	13	9
2nd	Albany Firewolves	15	9
3rd	Buffalo Bandits	14	8
4th	Vancouver Warriors	14	8
5th	Colorado Mammoth	14	7
6th	Georgia Swarm	16	7
7th	Philadelphia Wings	13	7
8th	San Diego Seals	15	7
9th	Las Vegas Desert Dogs	14	7
10th	Halifax Thunderbirds	15	6
11th	Toronto Rock	15	5
12th	Calgary Roughnecks	14	5
13th	New York Riptide	15	5
14th	Panther City Lacrosse Club	14	3
15th	Rochester Knighthawks	13	2

OVERALL SHORT HANDED GOALS AGAINST

RANK	TEAM	GP	SHGA
1st	Saskatchewan Rush	13	1
2nd	Vancouver Warriors	14	2
3rd	Las Vegas Desert Dogs	14	3
4th	Panther City Lacrosse Club	14	5
5th	Buffalo Bandits	14	6
6th	New York Riptide	15	6
7th	Colorado Mammoth	14	7
8th	Georgia Swarm	16	7
9th	San Diego Seals	15	7
10th	Halifax Thunderbirds	15	7
11th	Albany Firewolves	15	8
12th	Toronto Rock	15	9
13th	Calgary Roughnecks	14	9
14th	Philadelphia Wings	13	9
15th	Rochester Knighthawks	13	9



NATIONAL LACROSSE LEAGUE



2023-24 NATIONAL LACROSSE LEAGUE SEASON
GOALS FOR/AGAINST REPORT

DETAILS
Document Created: Apr 12, 2024, 1:16:01 PM

GOALS FOR PER GAME

RANK	TEAM	GP	GF	GF/GAME
1st	Buffalo Bandits	16	209	13.06
2nd	Halifax Thunderbirds	17	214	12.59
3rd	Rochester Knighthawks	15	185	12.33
4th	Toronto Rock	16	193	12.06
5th	Saskatchewan Rush	16	193	12.06
6th	San Diego Seals	16	186	11.63
7th	New York Riptide	16	186	11.63
8th	Panther City Lacrosse Club	16	185	11.56
9th	Albany Firewolves	16	183	11.44
10th	Calgary Roughnecks	16	180	11.25
11th	Philadelphia Wings	16	179	11.19
12th	Vancouver Warriors	16	177	11.06
13th	Georgia Swarm	17	188	11.06
14th	Colorado Mammoth	15	160	10.67
15th	Las Vegas Desert Dogs	16	159	9.94

GOALS AGAINST PER GAME

RANK	TEAM	GP	GA	GA/GAME
1st	Toronto Rock	16	152	9.50
2nd	San Diego Seals	16	156	9.75
3rd	Albany Firewolves	16	170	10.63
4th	Calgary Roughnecks	16	171	10.69
5th	Georgia Swarm	17	186	10.94
6th	Halifax Thunderbirds	17	190	11.18
7th	Panther City Lacrosse Club	16	184	11.50
8th	Vancouver Warriors	16	185	11.56
9th	Saskatchewan Rush	16	190	11.88
10th	Colorado Mammoth	15	184	12.27
11th	Las Vegas Desert Dogs	16	198	12.38
12th	Buffalo Bandits	16	200	12.50
13th	New York Riptide	16	202	12.63
14th	Philadelphia Wings	16	209	13.06
15th	Rochester Knighthawks	15	200	13.33



NATIONAL LACROSSE LEAGUE



2023-24 NATIONAL LACROSSE LEAGUE SEASON
SHOTS FOR/AGAINST REPORT

DETAILS
Document Created: Apr 12, 2024, 1:16:01 PM

SHOTS FOR PER GAME

RANK	TEAM	GP	SF	SF/GAME
1st	Rochester Knighthawks	13	1070	82.31
2nd	Halifax Thunderbirds	15	1175	78.33
3rd	San Diego Seals	15	1173	78.20
4th	Albany Firewolves	15	1154	76.93
5th	Buffalo Bandits	14	1070	76.43
6th	Panther City Lacrosse Club	14	1053	75.21
7th	Georgia Swarm	16	1160	72.50
8th	Toronto Rock	15	1066	71.07
9th	Saskatchewan Rush	13	921	70.85
10th	New York Riptide	15	1055	70.33
11th	Calgary Roughnecks	14	973	69.50
12th	Vancouver Warriors	14	973	69.50
13th	Las Vegas Desert Dogs	14	965	68.93
14th	Colorado Mammoth	14	962	68.71
15th	Philadelphia Wings	13	882	67.85

SHOTS AGAINST PER GAME

RANK	TEAM	GP	SA	SA/GAME
1st	San Diego Seals	15	1006	67.07
2nd	Halifax Thunderbirds	15	1009	67.27
3rd	Toronto Rock	15	1039	69.27
4th	Vancouver Warriors	14	971	69.36
5th	Albany Firewolves	15	1077	71.80
6th	Saskatchewan Rush	13	945	72.69
7th	Georgia Swarm	16	1169	73.06
8th	New York Riptide	15	1102	73.47
9th	Las Vegas Desert Dogs	14	1033	73.79
10th	Rochester Knighthawks	13	965	74.23
11th	Colorado Mammoth	14	1044	74.57
12th	Calgary Roughnecks	14	1051	75.07
13th	Buffalo Bandits	14	1086	77.57
14th	Panther City Lacrosse Club	14	1097	78.36
15th	Philadelphia Wings	13	1058	81.38



NATIONAL LACROSSE LEAGUE



2023-24 NATIONAL LACROSSE LEAGUE SEASON
STREAKS REPORT

DETAILS
Document Created: Apr 12, 2024, 1:16:01 PM

Current

WINS

RANK	TEAM	STREAK	START	END
1st	San Diego Seals	4W	Mar 09	
2nd	Vancouver Warriors	4W	Mar 15	
	several tied at	2W		

HOME WINS

RANK	TEAM	STREAK	START	END
1st	Toronto Rock	3W	Feb 24	
2nd	San Diego Seals	3W	Mar 09	
3rd	Vancouver Warriors	3W	Mar 01	
	several tied at	2W		

ROAD WINS

RANK	TEAM	STREAK	START	END
1st	San Diego Seals	2W	Mar 01	
2nd	Buffalo Bandits	2W	Mar 30	
3rd	Vancouver Warriors	2W	Mar 23	
	several tied at	1W		

LOSSES

RANK	TEAM	STREAK	START	END
1st	Las Vegas Desert Dogs	6L	Mar 01	
2nd	Albany Firewolves	4L	Mar 09	
3rd	Philadelphia Wings	4L	Mar 23	
4th	Rochester Knighthawks	3L	Mar 23	
	several tied at	1L		

HOME LOSSES

RANK	TEAM	STREAK	START	END
1st	Philadelphia Wings	4L	Mar 10	
2nd	Las Vegas Desert Dogs	4L	Jan 27	
3rd	Albany Firewolves	2L	Mar 16	
4th	Rochester Knighthawks	2L	Mar 30	
5th	Colorado Mammoth	1L	Apr 05	

AWAY LOSSES

RANK	TEAM	STREAK	START	END
1st	Colorado Mammoth	4L	Feb 04	
2nd	Las Vegas Desert Dogs	4L	Mar 09	
3rd	Calgary Roughnecks	3L	Mar 02	
	several tied at	2L		

Season

WINS

RANK	TEAM	STREAK	START	END
1st	Albany Firewolves	6W	Dec 01	Jan 20
2nd	Toronto Rock	5W	Dec 09	Jan 27
3rd	Toronto Rock	5W	Feb 16	Mar 16
	several tied at	4W		

HOME WINS

RANK	TEAM	STREAK	START	END
1st	San Diego Seals	4W	Dec 09	Mar 02
	several tied at	3W		

ROAD WINS

RANK	TEAM	STREAK	START	END
1st	Toronto Rock	6W	Dec 22	Mar 16
2nd	Albany Firewolves	5W	Dec 01	Mar 09
3rd	San Diego Seals	3W	Jan 13	Feb 10
4th	New York Riptide	3W	Jan 07	Feb 23
5th	Saskatchewan Rush	3W	Dec 15	Mar 08

LOSSES

RANK	TEAM	STREAK	START	END
1st	Rochester Knighthawks	6L	Dec 29	Mar 03
2nd	Las Vegas Desert Dogs	6L	Mar 01	
	several tied at	4L		

HOME LOSSES

RANK	TEAM	STREAK	START	END
1st	Philadelphia Wings	4L	Dec 16	Mar 02
2nd	Philadelphia Wings	4L	Mar 10	
3rd	Las Vegas Desert Dogs	4L	Jan 27	
	several tied at	3L		

AWAY LOSSES

RANK	TEAM	STREAK	START	END
1st	Colorado Mammoth	4L	Feb 04	
2nd	Las Vegas Desert Dogs	4L	Mar 09	
	several tied at	3L		



NATIONAL LACROSSE LEAGUE



2023-24 NATIONAL LACROSSE LEAGUE SEASON
INDIVIDUAL GAME HIGH REPORT

DETAILS
Document Created: Apr 12, 2024, 1:16:01 PM

LEGEND
R Rookie

GOALS

RANK	NAME	TEAM	GAME	G
1st	Callum Crawford	Panther City Lacrosse Club	PCL vs LV, Jan 27	8
1st	Keegan Bal	Vancouver Warriors	VAN vs PHI, Mar 23	8
1st	Casey Jackson	Las Vegas Desert Dogs	LV vs VAN, Mar 15	8
2nd	Chris Boushy	Toronto Rock	TOR vs LV, Mar 01	7
2nd	Will Malcom	Panther City Lacrosse Club	PCL vs ROC, Mar 03	7

ASSISTS

RANK	NAME	TEAM	GAME	A
1st	Ryan Lanchbury	Rochester Knighthawks	ROC vs ALB, Mar 09	12
2nd	Connor Fields	Rochester Knighthawks	ROC vs PCL, Mar 03	11
3rd	Ryan Keenan	Saskatchewan Rush	SAS vs LV, Dec 15	9
3rd	Jeff Teat	New York Riptide	NY vs SAS, Mar 23	9
4th	several tied at			8

POINTS

RANK	NAME	TEAM	GAME	PTS
1st	Callum Crawford	Panther City Lacrosse Club	PCL vs LV, Jan 27	14
1st	Connor Fields	Rochester Knighthawks	ROC vs PCL, Mar 03	14
2nd	Keegan Bal	Vancouver Warriors	VAN vs PHI, Mar 23	13
2nd	Jeff Teat	Saskatchewan Rush	SAS vs NY, Mar 23	13
3rd	several tied at			12

PENALTY MINUTES

RANK	NAME	TEAM	GAME	PIM
1st	Mike Manley	Georgia Swarm	GA vs COL, Dec 09	27
2nd	Jordan Gilles	Colorado Mammoth	COL vs GA, Dec 09	25
2nd	Jeff Henrick	Georgia Swarm	GA vs COL, Dec 09	25
3rd	Callum Jones	New York Riptide	NY vs HFX, Dec 16	22
4th	Jackson Suboch	Vancouver Warriors	VAN vs CGY, Jan 13	20

POWER PLAY GOALS

RANK	NAME	TEAM	GAME	PPG
1st	several tied at			3

POWER PLAY ASSISTS

RANK	NAME	TEAM	GAME	PPA
1st	Tom Schreiber	Toronto Rock	TOR vs NY, Feb 16	5
2nd	several tied at			4

SHORT HANDED GOALS

RANK	NAME	TEAM	GAME	SHG
1st	Tye Kurtz	Albany Firewolves	ALB vs PHI, Dec 16	2
1st	Stephen Keogh	New York Riptide	NY vs TOR, Feb 16	2
1st	Thomas Hoggarth	Calgary Roughnecks	CGY vs COL, Jan 20	2
1st	Austin Staats	San Diego Seals	SD vs CGY, Dec 09	2
1st	Zach Manns	Saskatchewan Rush	SAS vs HFX, Dec 01	2

SHORT HANDED ASSISTS

RANK	NAME	TEAM	GAME	SHA
1st	several tied at			2

SAVES

RANK	NAME	TEAM	GAME	SV
1st	Nick Damude	Panther City Lacrosse Club	PCL vs SD, Mar 01	59
2nd	Christian Del Bianco	Calgary Roughnecks	CGY vs SD, Mar 15	54
2nd	Landon Kells	Las Vegas Desert Dogs	LV vs SD, Mar 23	54
3rd	several tied at			52

GOALS ALLOWED

RANK	NAME	TEAM	GAME	GA
1st	Landon Kells	Las Vegas Desert Dogs	LV vs PCL, Jan 27	18
2nd	Matt Vinc	Buffalo Bandits	BUF vs ALB, Dec 09	17
2nd	Riley Hutchcraft	Rochester Knighthawks	ROC vs SD, Dec 29	17
3rd	several tied at			16

LOOSE BALLS

RANK	NAME	TEAM	GAME	LB
1st	Jake Withers	Halifax Thunderbirds	HFX vs BUF, Feb 16	29
2nd	Jake Withers	Halifax Thunderbirds	HFX vs GA, Mar 01	25
3rd	Jake Withers	Halifax Thunderbirds	HFX vs SAS, Dec 01	24
4th	Jake Withers	Halifax Thunderbirds	HFX vs PCL, Mar 15	23
4th	Jake Withers	Halifax Thunderbirds	HFX vs PHI, Dec 29	23

CAUSED TURNS

RANK	NAME	TEAM	GAME	FT
1st	Brad Kri	Toronto Rock	TOR vs BUF, Jan 27	7
2nd	several tied at			5

FACEOFF WINS

RANK	NAME	TEAM	GAME	FOW
1st	Jake Withers	Halifax Thunderbirds	HFX vs PHI, Dec 29	31
2nd	Jake Withers	Halifax Thunderbirds	HFX vs BUF, Feb 16	30
3rd	Jake Withers	Halifax Thunderbirds	HFX vs SAS, Dec 01	29
4th	Connor Farrell	Buffalo Bandits	BUF vs SAS, Mar 08	27
5th	several tied at			26

FACEOFF WIN PCT

RANK	NAME	TEAM	GAME	PCT
1st	Cam Wyers	Buffalo Bandits	BUF vs ALB, Dec 09	100%
1st	Ryan Dilks	Calgary Roughnecks	CGY vs VAN, Jan 13	100%
1st	Jordan MacIntosh	Georgia Swarm	GA vs TOR, Jan 20	100%
1st	Jordan MacIntosh	Georgia Swarm	GA vs COL, Dec 22	100%
1st	Tyler Garrison	Colorado Mammoth	COL vs PCL, Feb 09	100%



NATIONAL LACROSSE LEAGUE



2023-24 NATIONAL LACROSSE LEAGUE SEASON
TEAM GAME HIGH REPORT

DETAILS
Document Created: Apr 12, 2024, 1:16:01 PM

GOALS

RANK	TEAM	GAME	G
1st	Vancouver Warriors	VAN vs PHI, Mar 23	21
1st	Panther City Lacrosse Club	PCL vs LV, Jan 27	21
3rd	Halifax Thunderbirds	HFX vs SAS, Feb 24	19
3rd	Rochester Knighthawks	ROC vs PCL, Mar 03	19
5th	several tied at		18

ASSISTS

RANK	TEAM	GAME	A
1st	Panther City Lacrosse Club	PCL vs LV, Jan 27	37
2nd	Rochester Knighthawks	ROC vs PCL, Mar 03	35
3rd	Rochester Knighthawks	ROC vs ALB, Mar 09	34
4th	Vancouver Warriors	VAN vs PHI, Mar 23	33
5th	Toronto Rock	TOR vs LV, Mar 01	31

POINTS

RANK	TEAM	GAME	PTS
1st	Panther City Lacrosse Club	PCL vs LV, Jan 27	58
2nd	Vancouver Warriors	VAN vs PHI, Mar 23	54
2nd	Rochester Knighthawks	ROC vs PCL, Mar 03	54
4th	Rochester Knighthawks	ROC vs ALB, Mar 09	52
5th	Colorado Mammoth	COL vs NY, Feb 23	48

PENALTY MINUTES

RANK	TEAM	GAME	PIM
1st	Halifax Thunderbirds	HFX vs CGY, Feb 18	78
2nd	Colorado Mammoth	COL vs GA, Dec 09	62
3rd	Georgia Swarm	GA vs COL, Dec 09	60
4th	New York Riptide	NY vs HFX, Dec 16	34
5th	Las Vegas Desert Dogs	LV vs PCL, Jan 27	32

MINORS

RANK	TEAM	GAME	MINORS
1st	Halifax Thunderbirds	HFX vs CGY, Feb 18	14
2nd	Halifax Thunderbirds	HFX vs SD, Mar 09	13
2nd	Las Vegas Desert Dogs	LV vs ALB, Dec 01	13
4th	Panther City Lacrosse Club	PCL vs ROC, Mar 03	11
4th	Las Vegas Desert Dogs	LV vs PCL, Jan 27	11

MAJORS

RANK	TEAM	GAME	MAJORS
1st	several tied at		2

POWER PLAY GOALS

RANK	TEAM	GAME	PPG
1st	Toronto Rock	TOR vs NY, Feb 16	6
1st	San Diego Seals	SD vs HFX, Mar 09	6
1st	Panther City Lacrosse Club	PCL vs LV, Jan 27	6
4th	Saskatchewan Rush	SAS vs LV, Dec 15	5
4th	Halifax Thunderbirds	HFX vs NY, Dec 16	5

SHORT HANDED GOALS

RANK	TEAM	GAME	SHG
1st	Saskatchewan Rush	SAS vs HFX, Dec 01	4
2nd	Colorado Mammoth	COL vs BUF, Jan 06	3
2nd	Albany Firewolves	ALB vs SD, Jan 20	3
2nd	Albany Firewolves	ALB vs PHI, Dec 16	3
5th	several tied at		2

SAVES

RANK	TEAM	GAME	SV
1st	Panther City Lacrosse Club	PCL vs SD, Mar 01	59
2nd	Calgary Roughnecks	CGY vs SD, Mar 15	54
2nd	Panther City Lacrosse Club	PCL vs ROC, Mar 03	54
2nd	Las Vegas Desert Dogs	LV vs SD, Mar 23	54
5th	Rochester Knighthawks	ROC vs ALB, Mar 09	53

BLOCKED SHOTS

RANK	TEAM	GAME	SB
1st	Georgia Swarm	GA vs ALB, Jan 13	17
2nd	Rochester Knighthawks	ROC vs ALB, Mar 16	15
3rd	Buffalo Bandits	BUF vs PCL, Mar 22	14
4th	Georgia Swarm	GA vs PHI, Mar 16	12
4th	New York Riptide	NY vs ALB, Mar 02	12

GOALS 1ST QUARTER

RANK	TEAM	GAME	G
1st	Halifax Thunderbirds	HFX vs SAS, Dec 01	9
2nd	Panther City Lacrosse Club	PCL vs LV, Jan 27	8
3rd	Vancouver Warriors	VAN vs COL, Dec 30	7
3rd	Rochester Knighthawks	ROC vs BUF, Jan 13	7
5th	several tied at		6

SAVES 1ST QUARTER

RANK	TEAM	GAME	SV
1st	Colorado Mammoth	COL vs ROC, Mar 23	18
1st	New York Riptide	NY vs BUF, Jan 19	18
1st	Las Vegas Desert Dogs	LV vs ALB, Feb 03	18
1st	Las Vegas Desert Dogs	LV vs SD, Mar 23	18
5th	several tied at		16

GOALS 2ND QUARTER

RANK	TEAM	GAME	G
1st	New York Riptide	NY vs BUF, Jan 19	8
1st	Albany Firewolves	ALB vs BUF, Dec 09	8
3rd	several tied at		7

SAVES 2ND QUARTER

RANK	TEAM	GAME	SV
1st	Calgary Roughnecks	CGY vs ROC, Dec 02	18
2nd	Toronto Rock	TOR vs VAN, Feb 24	17
2nd	Toronto Rock	TOR vs HFX, Mar 23	17
2nd	Albany Firewolves	ALB vs ROC, Mar 16	17
5th	several tied at		16





GOALS 3RD QUARTER

RANK	TEAM	GAME	G
1st	Vancouver Warriors	VAN vs PHI, Mar 23	8
2nd	Colorado Mammoth	COL vs ROC, Mar 23	7
3rd	several tied at		6


SAVES 3RD QUARTER

RANK	TEAM	GAME	SV
1st	Philadelphia Wings	PHI vs HFX, Dec 29	17
1st	New York Riptide	NY vs ALB, Mar 02	17
1st	Panther City Lacrosse Club	PCL vs BUF, Mar 22	17
4th	Panther City Lacrosse Club	PCL vs SD, Mar 01	16
4th	Albany Firewolves	ALB vs GA, Jan 13	16

GOALS 4TH QUARTER

RANK	TEAM	GAME	G
1st	 Buffalo Bandits	BUF vs TOR, Jan 27	7
1st	 New York Riptide	NY vs SAS, Mar 16	7
1st	 Panther City Lacrosse Club	PCL vs ROC, Mar 03	7
1st	 Albany Firewolves	ALB vs VAN, Mar 08	7
5th	several tied at		6

SAVES 4TH QUARTER

RANK	TEAM	GAME	SV
1st	 Calgary Roughnecks	CGY vs VAN, Jan 13	17
1st	 Calgary Roughnecks	CGY vs SD, Mar 15	17
1st	 Saskatchewan Rush	SAS vs HFX, Dec 01	17
1st	 Philadelphia Wings	PHI vs HFX, Feb 02	17
1st	 San Diego Seals	SD vs ROC, Dec 29	17

SHOTS

RANK	TEAM	GAME	SHOTS
1st	Halifax Thunderbirds	HFX vs PHI, Feb 02	101
2nd	Rochester Knighthawks	ROC vs CGY, Dec 02	98
3rd	Rochester Knighthawks	ROC vs PCL, Mar 03	95
4th	San Diego Seals	SD vs PCL, Mar 01	93
4th	Halifax Thunderbirds	HFX vs SAS, Dec 01	93

SHOTS 1ST QUARTER

RANK	TEAM	GAME	SHOTS
1st	Halifax Thunderbirds	HFX vs PCL, Mar 15	31
2nd	Rochester Knighthawks	ROC vs ALB, Mar 16	29
3rd	Buffalo Bandits	BUF vs NY, Jan 19	28
4th	San Diego Seals	SD vs PHI, Jan 27	27
5th	several tied at		26

SHOTS 2ND QUARTER

RANK	TEAM	GAME	SHOTS
1st	Rochester Knighthawks	ROC vs CGY, Dec 02	31
2nd	Rochester Knighthawks	ROC vs VAN, Dec 23	29
3rd	New York Riptide	NY vs PHI, Jan 07	28
3rd	Rochester Knighthawks	ROC vs PCL, Mar 03	28
5th	several tied at		27

SHOTS 3RD QUARTER

RANK	TEAM	GAME	SHOTS
1st	Philadelphia Wings	PHI vs PCL, Mar 10	28
2nd	Colorado Mammoth	COL vs ALB, Feb 17	26
2nd	Albany Firewolves	ALB vs ROC, Mar 16	26
2nd	Las Vegas Desert Dogs	LV vs SAS, Dec 15	26
5th	several tied at		25

SHOTS 4TH QUARTER

RANK	TEAM	GAME	SHOTS
1st	Rochester Knighthawks	ROC vs BUF, Feb 03	31
2nd	Buffalo Bandits	BUF vs TOR, Jan 27	27
2nd	Halifax Thunderbirds	HFX vs PHI, Feb 02	27
4th	several tied at		26

LOOSE BALLS

RANK	TEAM	GAME	LB
1st	New York Riptide	NY vs PHI, Jan 07	103
2nd	San Diego Seals	SD vs GA, Feb 23	92
2nd	Halifax Thunderbirds	HFX vs SAS, Dec 01	92
4th	Buffalo Bandits	BUF vs SAS, Mar 08	91
5th	several tied at		90

FEWEST SHOTS

RANK	TEAM	GAME	SHOTS
1st	Albany Firewolves	ALB vs LV, Dec 01	0
1st	Calgary Roughnecks	CGY vs ROC, Dec 02	0
1st	Philadelphia Wings	PHI vs NY, Dec 02	0
1st	New York Riptide	NY vs PHI, Dec 02	0
1st	Saskatchewan Rush	SAS vs HFX, Dec 01	0

FEWEST SHOTS 1ST QUARTER

RANK	TEAM	GAME	SHOTS
1st	Calgary Roughnecks	CGY vs ROC, Dec 02	0
1st	Rochester Knighthawks	ROC vs CGY, Dec 02	0
1st	Philadelphia Wings	PHI vs NY, Dec 02	0
1st	New York Riptide	NY vs PHI, Dec 02	0
1st	Saskatchewan Rush	SAS vs HFX, Dec 01	0

FEWEST SHOTS 2ND QUARTER

RANK	TEAM	GAME	SHOTS
1st	Calgary Roughnecks	CGY vs ROC, Dec 02	0
1st	Philadelphia Wings	PHI vs NY, Dec 02	0
1st	New York Riptide	NY vs PHI, Dec 02	0
1st	Saskatchewan Rush	SAS vs HFX, Dec 01	0
1st	Halifax Thunderbirds	HFX vs SAS, Dec 01	0

FEWEST SHOTS 3RD QUARTER

RANK	TEAM	GAME	SHOTS
1st	Rochester Knighthawks	ROC vs CGY, Dec 02	0
1st	Philadelphia Wings	PHI vs NY, Dec 02	0
1st	New York Riptide	NY vs PHI, Dec 02	0
1st	Saskatchewan Rush	SAS vs HFX, Dec 01	0
1st	Halifax Thunderbirds	HFX vs SAS, Dec 01	0

FEWEST SHOTS 4TH QUARTER

RANK	TEAM	GAME	SHOTS
1st	Rochester Knighthawks	ROC vs CGY, Dec 02	0
1st	Philadelphia Wings	PHI vs NY, Dec 02	0
1st	New York Riptide	NY vs PHI, Dec 02	0
1st	Saskatchewan Rush	SAS vs HFX, Dec 01	0
1st	Halifax Thunderbirds	HFX vs SAS, Dec 01	0

CAUSED TURNOVERS

RANK	TEAM	GAME	FT
1st	Saskatchewan Rush	SAS vs HFX, Feb 24	20
1st	Vancouver Warriors	VAN vs SAS, Jan 20	20
3rd	Toronto Rock	TOR vs HFX, Mar 23	19
3rd	Saskatchewan Rush	SAS vs BUF, Mar 08	19
3rd	Rochester Knighthawks	ROC vs CGY, Dec 02	19



NATIONAL LACROSSE LEAGUE



2023-24 NATIONAL LACROSSE LEAGUE SEASON
ATTENDANCE REPORT

DETAILS
Document Created: Apr 12, 2024, 1:16:01 PM

ATTENDANCE REPORT

* games with zero attendance are not included in the average attendance

RANK	TEAM	GP	GP HOME	GP ROAD	ATTENDANCE HOME	ATTENDANCE ROAD	TOTAL	HOME AVERAGE	ROAD AVERAGE
1st	Buffalo Bandits	14	8	6	133,700	41,383	175,080	16,713	6,898
2nd	Calgary Roughnecks	14	7	7	80,000	50,168	130,168	11,429	7,167
3rd	Colorado Mammoth	14	7	7	71,594	52,102	123,696	10,228	7,444
4th	Halifax Thunderbirds	15	8	7	71,889	44,489	116,378	8,987	6,356
5th	Toronto Rock	15	8	7	66,471	56,875	123,346	8,309	8,125
6th	Vancouver Warriors	14	7	7	58,149	48,374	106,523	8,307	6,911
7th	Saskatchewan Rush	13	6	7	49,363	60,036	109,399	8,228	8,577
8th	Philadelphia Wings	13	7	6	55,817	47,823	103,640	7,974	7,971
9th	Las Vegas Desert Dogs	14	6	8	38,719	54,904	93,623	6,454	6,863
10th	Georgia Swarm	16	7	9	45,138	65,410	110,548	6,449	7,268
11th	Rochester Knighthawks	13	6	7	32,770	57,710	90,480	5,462	8,245
12th	New York Riptide	15	8	7	39,243	63,250	102,493	4,906	9,036
13th	San Diego Seals	15	7	8	31,707	66,913	98,620	4,530	8,365
14th	Albany Firewolves	15	8	7	29,916	62,606	92,522	3,740	8,944
15th	Panther City Lacrosse Club	14	7	7	18,867	51,297	70,164	2,696	7,329
	TOTAL	214	107	107	823,340	823,340			



NATIONAL LACROSSE LEAGUE



2023-24 NATIONAL LACROSSE LEAGUE SEASON
PENALTY SHOTS REPORT

DETAILS
Document Created: Apr 12, 2024, 1:16:01 PM

SHOOTER	TEAM	GOALIE	TEAM	DATE	QUARTER	TIME	RESULT
Nathaniel Kozevnikov	Saskatchewan Rush	Landon Kells	Saskatchewan Rush	Dec 15	4	14:15	Goal
Eli McLaughlin	Colorado Mammoth	Matt Vinc	Colorado Mammoth	Jan 06	1	4:41	
Taggart Clark	Philadelphia Wings	Cameron Dunkerley	New York Riptide	Jan 07	4	14:19	
Lyle Thompson	Georgia Swarm	Doug Jamieson	Albany Firewolves	Jan 13	4	3:57	
Jesse King	Calgary Roughnecks	Cameron Dunkerley	New York Riptide	Feb 02	3	4:33	Goal
Patrick Dodds	Saskatchewan Rush	Aaron Bold	Saskatchewan Rush	Feb 10	4	14:51	Goal
Ryan Benesch	Halifax Thunderbirds	Matt Vinc	Buffalo Bandits	Feb 16	4	13:16	
Robert Church	Saskatchewan Rush	Warren Hill	Halifax Thunderbirds	Feb 24	2	13:41	
Ben McIntosh	Philadelphia Wings	Christian Del Bianco	Calgary Roughnecks	Mar 02	1	14:13	
Austin Staats	San Diego Seals	Warren Hill	Halifax Thunderbirds	Mar 09	3	10:23	



NATIONAL LACROSSE LEAGUE



2023-24 NATIONAL LACROSSE LEAGUE SEASON
TEAM SCORING BY QUARTER REPORT

DETAILS
Document Created: Apr 12, 2024, 1:16:01 PM

TEAM	Q1		Q2		Q3		Q4		OVERTIME		TOTAL	
	GF	GA	GF	GA	GF	GA	GF	GA	GF	GA	GF	GA
Albany Firewolves	44	40	48	40	37	34	46	45	1	1	176	160
Buffalo Bandits	42	38	47	54	36	39	52	45	1	1	178	177
Calgary Roughnecks	48	41	46	39	33	34	31	34	1	1	159	149
Colorado Mammoth	30	52	36	49	43	27	39	42	1	1	149	171
Georgia Swarm	41	41	52	40	32	43	48	52	2	1	175	177
Halifax Thunderbirds	58	39	51	46	40	33	39	46	1	2	189	166
Las Vegas Desert Dogs	34	51	34	47	39	36	33	38	1	1	141	173
New York Riptide	44	45	47	51	38	51	43	46			172	193
Panther City Lacrosse Club	41	40	40	38	36	31	43	49	3	2	163	160
Philadelphia Wings	28	39	43	48	36	37	37	37	1	2	145	163
Rochester Knighthawks	46	46	43	47	36	39	42	42			167	174
San Diego Seals	44	39	50	31	38	39	37	37	3		172	146
Saskatchewan Rush	38	40	41	36	34	38	42	41		2	155	157
Toronto Rock	41	41	48	37	38	30	55	37	1		183	145
Vancouver Warriors	44	31	31	54	36	41	39	35		2	150	163
TOTALS	623	623	657	657	552	552	626	626	16	16	2474	2474



NATIONAL LACROSSE LEAGUE



2023-24 NATIONAL LACROSSE LEAGUE SEASON
TEAM SHOT ON GOAL BY QUARTER REPORT

DETAILS
Document Created: Apr 12, 2024, 1:16:01 PM

TEAM	Q1		Q2		Q3		Q4		OVERTIME		TOTAL	
	SOGF	SOGA	SOGF	SOGA	SOGF	SOGA	SOGF	SOGA	SOGF	SOGA	SOGF	SOGA
Albany Firewolves	209	194	213	191	176	196	194	200	3	4	795	785
Buffalo Bandits	195	206	184	197	181	168	194	172	6	8	760	751
Calgary Roughnecks	175	180	180	187	155	175	169	183	5	6	684	731
Colorado Mammoth	154	195	168	197	186	154	169	164	3	4	680	714
Georgia Swarm	204	187	198	198	167	186	192	212	9	4	770	787
Halifax Thunderbirds	216	172	221	181	178	168	205	181	3	5	823	707
Las Vegas Desert Dogs	147	210	158	173	162	165	181	170	3	3	651	721
New York Riptide	184	200	188	190	186	194	184	179			742	763
Panther City Lacrosse Club	175	202	189	181	172	171	185	206	12	10	733	770
Philadelphia Wings	137	173	160	195	151	168	151	183	6	8	605	727
Rochester Knighthawks	211	163	194	190	160	163	186	166			751	682
San Diego Seals	218	172	198	176	198	167	218	195	8	5	840	715
Saskatchewan Rush	150	172	175	151	144	164	151	180	5	7	625	674
Toronto Rock	194	176	194	194	170	161	195	193	2		755	724
Vancouver Warriors	170	137	166	185	173	159	177	167	3	4	689	652
TOTALS	2739	2739	2786	2786	2559	2559	2751	2751	68	68	10903	10903



NATIONAL LACROSSE LEAGUE



2023-24 NATIONAL LACROSSE LEAGUE SEASON
 TEAM SHOT ATTEMPTS BY QUARTER REPORT

DETAILS
 Document Created: Apr 12, 2024, 1:16:01 PM

TEAM	Q1		Q2		Q3		Q4		OVERTIME		TOTAL	
	SHOTSF	SHOTS A	SHOTSF	SHOTS A	SHOTSF	SHOTS A	SHOTSF	SHOTS A	SHOTSF	SHOTS A	SHOTSF	SHOTS A
Albany Firewolves	287	267	312	277	268	263	281	265	6	5	1154	1077
Buffalo Bandits	272	278	263	282	253	256	275	261	7	9	1070	1086
Calgary Roughnecks	245	259	247	275	227	243	247	263	7	11	973	1051
Colorado Mammoth	219	273	247	284	263	234	229	246	4	7	962	1044
Georgia Swarm	286	280	291	301	272	289	295	293	16	6	1160	1169
Halifax Thunderbirds	314	251	307	260	263	237	284	253	7	8	1175	1009
Las Vegas Desert Dogs	228	284	229	258	246	238	258	250	4	3	965	1033
New York Riptide	262	282	283	264	252	283	258	273			1055	1102
Panther City Lacrosse Club	241	285	273	273	256	248	268	278	15	13	1053	1097
Philadelphia Wings	214	267	226	276	216	245	217	259	9	11	882	1058
Rochester Knighthawks	277	216	284	262	235	244	274	243			1070	965
San Diego Seals	301	249	298	254	274	235	291	258	9	10	1173	1006
Saskatchewan Rush	223	228	254	226	212	226	226	256	6	9	921	945
Toronto Rock	279	268	274	273	252	236	258	260	3	2	1066	1039
Vancouver Warriors	250	211	240	263	231	243	245	248	7	6	973	971
TOTALS	3898	3898	4028	4028	3720	3720	3906	3906	100	100	15652	15652



NATIONAL LACROSSE LEAGUE



2023-24 NATIONAL LACROSSE LEAGUE SEASON
ALBANY FIREWOLVES PLAYER STATISTICS REPORT

DETAILS
Document Created: Apr 12, 2024, 1:16:01 PM

ALBANY FIREWOLVES PLAYER STATISTICS

NO.	PLAYER	POS	GP	G	A	PTS	PIM	LB	TO	CTO	BLK	FOA	FOW	FO%	PPG	PPA	SHG	SHA	GWG	SH	SH%	SOG	SOG%	SHOFF	SHBLK
6	Alex Simmons	F	15	31	51	82	4	71	42	4					4	14	1	1	1	304	10%	188	62%	116	36
57	Ethan Walker	F	15	27	44	71	2	72	35	1					6	8		2	2	169	16%	119	70%	50	9
2	Tye Kurtz	F	15	29	35	64	4	95	31	4					4	8	2		1	199	15%	127	64%	72	28
9	Travis Longboat	F	15	24	31	55	4	56	25	3	2				3	1	1	3	1	119	20%	88	74%	31	8
8	Marshall Powless	F	14	12	29	41	2	49	29	2	1				2	5			2	87	14%	61	70%	26	9
94	Sam Firth	F	15	15	22	37	2	19	17	1					3	1	1	2	1	61	25%	52	85%	9	2
28	Nathan Grenon	F	12	10	16	26	14	26	20	1						1		1	1	84	12%	56	67%	28	9
17	Colton Watkinson	T	14	5	12	17	15	58	3	13	3						1			14	36%	8	57%	6	
11	Jackson Nishimura	D	15	5	9	14	4	79	11	8	9						1			19	26%	16	84%	3	1
19	Patrick Kaschalk	D	15	7	6	13	10	99	4	10	12						1	2	1	22	32%	18	82%	4	
22	Nick Chaykowsky	D	15	4	7	11	4	107	17	8	9						1	2		18	22%	15	83%	3	1
30	Doug Jamieson	G	14	1	6	7		4	3											2	50%	1	50%	1	
91	Joe Nardella	D	15	2	3	5	19	146	13	14	2	386	273	71%						10	20%	8	80%	2	
27	Mike Byrne	D	15	1	3	4	12	73	6	15	8	9	4	44%						4	25%	3	75%	1	
41	John Piatelli	F	3	2	2	4		7	2	1										20	10%	15	75%	5	4
7	Jackson Reid	D	9		4	4	8	39	1	8	1									11	0%	11	100%		
14	Nicholas Volkov	D	12		1	1	2	26	5	9	2									2	0%	2	100%		
24	Zachary Young	T	13		1	1	28	43	4	8	1									1	0%	1	100%		
20	Leo Stouros	D	12	1		1	11	28	2	3	13	1	1	100%						4	25%	3	75%	1	
33	Anthony Joaquim	D	12		1	1	7	21	4	5	6							1							
29	Andrew Kidd	G	1																						
77	John Wagner	D	2				4	17	1	3	6									1	0%	1	100%		
76	Justin Geddie	G	15						3																
43	Jeff Trainor	F	2					10	2	1										2	0%	1	50%	1	
	TOTALS		15	176	283	459	166	1145	355	122	75	396	278	70%	22	38	9	14		1154	15%	795	69%	359	107

ALBANY FIREWOLVES GOALIE STATISTICS

NO.	GOALIE	GP	MINS	W	L	EN	GA	GAA	SA	SVS	SV%
29	Andrew Kidd	1									
30	Doug Jamieson	14	798:13	10	3		136	10.22	683	547	80%
76	Justin Geddie	15	106:17		2	1	23	12.98	104	81	78%
	TOTALS	15				1	160		788	628	80%



NATIONAL LACROSSE LEAGUE



2023-24 NATIONAL LACROSSE LEAGUE SEASON
BUFFALO BANDITS PLAYER STATISTICS REPORT

DETAILS
Document Created: Apr 12, 2024, 1:16:01 PM

BUFFALO BANDITS PLAYER STATISTICS

NO.	PLAYER	POS	GP	G	A	PTS	PIM	LB	TO	CTO	BLK	FOA	FOW	FO%	PPG	PPA	SHG	SHA	GWG	SH	SH%	SOG	SOG%	SHOFF	SHBLK
22	Josh Byrne	F	16	48	71	119	14	68	58	13					5	18	1	2	3	290	17%	202	70%	88	20
92	Dhane Smith	F	16	30	85	115	8	107	73	19	2				8	17	2	2	3	221	14%	147	67%	74	30
2	Chris Cloutier	F	16	27	36	63	2	60	37	2					3	7	1	1	1	139	19%	104	75%	35	7
95	Chase Fraser	F	15	26	24	50	19	49	27	3		11	3	27%	6	4		1		174	15%	126	72%	48	12
91	Kyle Buchanan	F	16	20	21	41	2	72	11	7		1		0%	4	3		2		93	22%	74	80%	19	6
1	Tehoka Nanticoke	F	14	23	14	37	10	34	23	1	1	1		0%	4		2		1	97	24%	73	75%	24	2
4	Ian MacKay	T	16	12	17	29	16	148	16	17	11	234	79	34%			2	1	1	57	21%	39	68%	18	6
20	Nick Weiss	T	16	4	22	26	29	101	10	20	12	16	7	44%				1		24	17%	19	79%	5	
73	Brandon Robinson	F	12	7	7	14	8	37	11	4	3									40	18%	28	70%	12	4
23	Steve Priolo	D	16	4	8	12	26	105	7	23	20						1		8	50%	5	62%	3	2	
25	Matt Spanger	D	10	1	5	6	13	33	4	12	9	1		0%					5	20%	5	100%			
10	Brad McCulley	F	3	2	4	6	7	2	2								1			12	17%	10	83%	2	
8	Dylan Robinson	D	16	2	4	6	10	59	8	8	7	40	5	12%						6	33%	5	83%	1	
27	Dalton Sulver	F	12	1	4	5	2	22	1	4	8	10		0%						6	17%	4	67%	2	
5	Cam Wyers	D	16	4	4	13	70	3	19	11	2	1	50%						8	0%	5	62%	3		
48	Matt Vinc	G	14		4	4		17	5	1									3	0%		0%	0%	3	
15	Justin Martin	D	13		3	3	7	21	7	10	6														
12	Sam La Roue	D	3		2	2		4	1		1	6	1	17%						2	0%	2	100%		
29	Carter McKenzie	T	6		2	2	4	6		3	1														
7	Emerson Clark	F	5		2	2	11	8	7	1										10	0%	3	30%	7	2
24	Christian Watts	F	2		1	1		3	1											5	0%	4	80%	1	1
15	Adam Bomberly	D	3	1		1	6	15			2									1	100%	1	100%		
96	Cory Highfield	T	5		1	1		14		1										12	0%	7	58%	5	2
53	Justin Robinson	D	7	1		1		10		3	2									3	33%	2	67%	1	1
29	Connor Farrell	T	5		1	1		34	8			152	84	55%						4	0%	2	50%	2	
77	Zach Belter	D	6				11	12	3	6	3									2	0%	2	100%		
6	Paul Dawson	D	4					12	1	3	10									2	0%	1	50%	1	
83	Frank Brown	D	3				4	12	1	1															
30	Devlin Shanahan	G	11					2	1																
44	Steve Orleman	G	7					2	1																
	TOTALS		14	178	293	471	214	995	336	162	94	412	149	36%	24	39	8	9		1070	17%	760	71%	310	82

BUFFALO BANDITS GOALIE STATISTICS

NO.	GOALIE	GP	MINS	W	L	EN	GA	GAA	SA	SVS	SV%
48	Matt Vinc	12	722:39	7	5	2	147	12.21	631	484	77%
30	Devlin Shanahan	11	78:09		1		20	15.36	79	59	75%
44	Steve Orleman	5	46:04		1		8	10.42	41	33	80%
	TOTALS	14				2	177		753	576	76%



NATIONAL LACROSSE LEAGUE



2023-24 NATIONAL LACROSSE LEAGUE SEASON
CALGARY ROUGHNECKS PLAYER STATISTICS REPORT

DETAILS
Document Created: Apr 12, 2024, 1:16:01 PM

CALGARY ROUGHNECKS PLAYER STATISTICS

NO.	PLAYER	POS	GP	G	A	PTS	PIM	LB	TO	CTO	BLK	FOA	FOW	FO%	PPG	PPA	SHG	SHA	GWG	SH	SH%	SOG	SOG%	SHOFF	SHBLK
19	Jesse King	F	14	25	56	81	8	69	61	8					6	15		2		176	14%	116	66%	60	18
68	Tyler Pace	F	14	28	40	68	6	56	44	3					9	10	1	2		174	16%	117	67%	57	22
12	Tanner Cook	F	14	21	30	51	16	41	30	4	1	1		0%	4	4			2	158	13%	117	74%	41	13
97	Haiden Dickson	F	14	20	14	34	7	50	32	3					1	1				112	18%	73	65%	39	6
27	Josh Currier	F	14	16	11	27		36	35	1					2	3			2	90	18%	59	66%	31	8
26	Dan Taylor	F	13	8	18	26	2	30	29	1						1				60	13%	45	75%	15	2
22	Shane Simpson	D	14	15	7	22	14	43	5	5	1	1	1	100%	2			1		40	38%	33	82%	7	1
91	Thomas Hoggarth	F	13	12	4	16	6	36	25	3					1		2		1	55	22%	37	67%	18	1
35	Christian Del Bianco	G	14		16	16		37	17	3						1		2		3	0%	1	33%	2	
77	Zach Currier	T	14	1	12	13	8	152	12	27	8	105	36	34%		1				25	4%	20	80%	5	1
13	Eli Salama	D	10	2	6	8	6	45	6	13	6	76	24	32%				1		8	25%	7	88%	1	1
3	Jeff Cornwall	D	14	2	4	6	4	61	10	20	13									18	11%	15	83%	3	1
23	Liam LeClair	D	14	2	4	6	8	49	5	17	11									5	40%	5	100%		
18	Harrison Matsuoka	T	14	3	3	6	4	47	2	10	6	1		0%						11	27%	10	91%	1	
16	Seth Van Schepen	F	10	1	3	4	4	26	4	6	6									4	25%	4	100%		
24	Logan Schuss	F	2		4	4		5	3		1					1				12	0%	8	67%	4	
37	Robert Hudson	T	7	3	1	4		8	1	1	4									6	50%	4	67%	2	
30	Justin Inacio	T	7		2	2	2	36	5	1	1	172	72	42%						3	0%	2	67%	1	
2	Reece Callies	D	14		2	2	10	31	4	10	8	8	2	25%						2	0%	1	50%	1	
74	Ethan Ticehurst	T	13		2	2	6	31	6	7	4									7	0%	6	86%	1	
21	Bennett Smith	D	8		1	1	4	37	5	10	3									3	0%	3	100%		
45	Adam Bland	G	4					1												1	0%	1	100%		
8	Kieran McKay	D	1					3																	
39	Steve Fryer	G	10					1																	
	TOTALS		14	159	240	399	121	931	391	153	74	364	135	37%	25	37	5	6		973	16%	684	70%	289	74

CALGARY ROUGHNECKS GOALIE STATISTICS

NO.	GOALIE	GP	MINS	W	L	EN	GA	GAA	SA	SVS	SV%
45	Adam Bland	4									
39	Steve Fryer	10	0:16					0.00			
35	Christian Del Bianco	14	847:13	6	8	2	147	10.41	730	583	80%
	TOTALS	14				2	149		732	583	80%



NATIONAL LACROSSE LEAGUE



2023-24 NATIONAL LACROSSE LEAGUE SEASON
COLORADO MAMMOTH PLAYER STATISTICS REPORT

DETAILS
Document Created: Apr 12, 2024, 1:16:01 PM

COLORADO MAMMOTH PLAYER STATISTICS

NO.	PLAYER	POS	GP	G	A	PTS	PIM	LB	TO	CTO	BLK	FOA	FOW	FO%	PPG	PPA	SHG	SHA	GWG	SH	SH%	SOG	SOG%	SHOFF	SHBLK	
51	Eli McLaughlin	F	14	36	39	75		52	38	6					8	8	2	1	1	211	17%	158	75%	53	15	
96	Connor Robinson	F	14	17	34	51	11	59	33	2					2	10		1	1	149	11%	100	67%	49	15	
40	Connor Kelly	F	11	25	21	46	6	32	48	4					2	6	1			140	18%	98	70%	42	12	
28	Zed Williams	F	13	21	24	45	18	55	36	3	1				4	4	1	1		148	14%	105	71%	43	10	
43	Tyson Gibson	F	14	18	23	41		52	36	1	1				5	6			2	107	17%	75	70%	32	7	
17	Chris Wardle	F	11	8	19	27	2	26	15	4						1				50	16%	37	74%	13	1	
55	Dylan Kinnear	F	13	7	12	19	21	17	21			1		0%					1	46	15%	33	72%	13		
13	Brett Craig	D	13	4	12	16	11	60	13	12	2	2		0%						8	50%	7	88%	1	1	
18	Robert Hope	D	14		12	12	14	105	5	17	22							1		1	0%		0%	1		
23	Jordan Gilles	D	13	3	5	8	27	91	8	13	9									10	30%	7	70%	3		
3	Tim Edwards	D	14	4	4	8	2	81	6	11	5	348	188	54%				1		11	36%	10	91%	1		
82	Joey Cupido	T	11	2	5	7		35	8	7	3						1	2		12	17%	7	58%	5		
45	Dillon Ward	G	13		6	6		15	6	1																
15	Tyler Garrison	D	12	1	4	5	12	22	6	5	3	25	7	28%						4	25%	4	100%			
14	Warren Jeffrey	D	14	1	4	5	10	50	4	14	15									4	25%	4	100%			
71	Jalen Chaster	D	11		4	4	7	47	1	7	5									8	0%	4	50%	4	1	
28	Sean Kriwokon	D	9	1	2	3	11	29	2	5	2									2	50%	2	100%			
26	Owen Down	D	5		2	2	4	10	2	3	3									1	0%	1	100%			
11	Ben McDonald	F	4	1	1	2		7	8							1				24	4%	14	58%	10	5	
2	Paul Dawson	D	13		2	2	29	47	4	8	12	1		0%						6	0%	3	50%	3	1	
79	Thomas Vela	F	3		2	2		2	2											17	0%	9	53%	8	1	
19	Jon Phillips	F	1		1	1		4	1											3	0%	2	67%	1		
25	Evan Downey	F	1		1	1	2	5	3																	
30	Tyler Carlson	G	14		1	1		1	5	1																
4	Josh Sullivan	D	7		1	1	2	12	1	2	4															
94	Brett Draper	D	1					3	1																	
33	Anthony Joaquin	D	2				2	5		1																
31	Nate Faccin	G	1																							
TOTALS				14	149	241	390	193	924	386	127	87	377	195	52%	21	36	7	8		962	15%	680	71%	282	69

COLORADO MAMMOTH GOALIE STATISTICS

NO.	GOALIE	GP	MINS	W	L	EN	GA	GAA	SA	SVS	SV%
30	Tyler Carlson	14	144:54	1	1	1	26	10.77	110	84	76%
45	Dillon Ward	13	699:45	4	8	2	142	12.18	603	461	76%
31	Nate Faccin	1									
TOTALS		14				3	171		716	545	76%



NATIONAL LACROSSE LEAGUE



2023-24 NATIONAL LACROSSE LEAGUE SEASON
GEORGIA SWARM PLAYER STATISTICS REPORT

DETAILS
Document Created: Apr 12, 2024, 1:16:01 PM

GEORGIA SWARM PLAYER STATISTICS

NO.	PLAYER	POS	GP	G	A	PTS	PIM	LB	TO	CTO	BLK	FOA	FOW	FO%	PPG	PPA	SHG	SHA	GWG	SH	SH%	SOG	SOG%	SHOFF	SHBLK
4	Lyle Thompson	F	16	38	39	77	8	97	43	4	1	1	1	100%	5	5	1	1		261	15%	170	65%	91	25
32	Shayne Jackson	F	16	25	51	76	12	47	34		1				6	11		2	1	166	15%	112	67%	54	18
42	Andrew Kew	F	15	30	43	73		78	32						7	10	2	2	4	203	15%	133	66%	70	20
66	Seth Oakes	F	16	23	27	50		41	33	4					1	3	2	1	2	161	14%	96	60%	65	14
21	Brendan Bomberry	F	16	16	29	45	14	49	28	2	2				4	11		1		96	17%	64	67%	32	3
33	Zach Miller	F	15	13	15	28		28	17	1						1		1	1	65	20%	45	69%	20	6
55	Bryan Cole	T	16	11	14	25	18	76	14	14	6				4	3	1			57	19%	37	65%	20	3
24	Jordan MacIntosh	T	16	6	16	22	8	106	19	18	14	22	8	36%			1	1	1	31	19%	23	74%	8	2
12	Liam Byrnes	D	16	2	7	9	16	62	11	20	6							1		13	15%	10	77%	3	
27	Adam Wiedemann	D	16	2	6	8	8	99	8	19	23									26	8%	16	62%	10	3
11	Jeff Henrick	D	15	2	6	8	39	47	5	14	8	1		0%				1		12	17%	11	92%	1	1
92	Brady Kearnan	F	4	3	3	6		12	4	1	1									22	14%	17	77%	5	1
74	Jeremy Thompson	T	16	2	4	6	10	111	14	2	3	373	160	43%						5	40%	5	100%		
5	Mike Manley	D	16	1	3	4	38	63	7	16	8	5	1	20%						3	33%	1	33%	2	
91	TJ Comizio	D	15		4	4	4	88	10	21	7									9	0%	7	78%	2	
45	Brett Dobson	G	16		3	3	4	4	6	2								1		3	0%	2	67%	1	
31	John Ranagan	D	16		2	2	14	29	3	13	21	14	4	29%						6	0%	3	50%	3	
2	Miles Thompson	F	2		2	2	5	1	4											7	0%	5	71%	2	
15	Kason Tarbell	T	16	1	1	2	4	56	6	15	4									14	7%	13	93%	1	1
51	Angus Goodleaf	G	14					3																	
10	Ethan Riggs	D	14					8	9		2	2													
78	Dustin Hill	G	2																						
	TOTALS		16	175	275	450	216	1106	386	168	107	416	174	42%	27	44	7	12		1160	15%	770	66%	390	97

GEORGIA SWARM GOALIE STATISTICS

NO.	GOALIE	GP	MINS	W	L	EN	GA	GAA	SA	SVS	SV%
51	Angus Goodleaf	15	88:27		1		8	5.43	51	43	84%
45	Brett Dobson	17	932:37	10	6	3	174	11.19	785	611	78%
78	Dustin Hill	2	8:21				1	7.19	7	6	86%
	TOTALS	16				3	177		790	613	78%



NATIONAL LACROSSE LEAGUE



2023-24 NATIONAL LACROSSE LEAGUE SEASON
HALIFAX THUNDERBIRDS PLAYER STATISTICS REPORT

DETAILS
Document Created: Apr 12, 2024, 1:16:01 PM

HALIFAX THUNDERBIRDS PLAYER STATISTICS

NO.	PLAYER	POS	GP	G	A	PTS	PIM	LB	TO	CTO	BLK	FOA	FOW	FO%	PPG	PPA	SHG	SHA	GWG	SH	SH%	SOG	SOG%	SHOFF	SHBLK
24	Clarke Petterson	F	15	34	50	84	10	73	49	7	1				5	15		1	2	192	18%	131	68%	61	12
33	Austin Shanks	F	14	19	50	69	10	51	47	1	1				3	8				180	11%	132	73%	48	10
17	Ryan Benesch	F	15	39	28	67	6	79	45	3	1				8	7			1	181	22%	125	69%	56	17
88	Cody Jamieson	F	15	16	33	49	14	60	33	3					7	9			1	106	15%	77	73%	29	6
51	Dawson Theede	F	15	25	22	47	34	62	55	5					4				2	172	15%	106	62%	66	17
83	Randy Staats	F	7	16	21	37	4	22	21	1					4	7	1		1	105	15%	72	69%	33	8
7	Aaron Woods	F	9	11	17	28	2	30	18								2		1	50	22%	35	70%	15	4
34	Ryan Terefenko	T	15	7	11	18	10	132	18	19	2	2	1	50%			1	1		28	25%	24	86%	4	
4	Graeme Hossack	D	15	5	10	15	12	99	11	22	14	10	5	50%	1		1			18	28%	13	72%	5	1
18	Jake Withers	D	15	6	8	14	46	249	16	23	12	400	297	74%		1		1		20	30%	15	75%	5	1
85	Wake:Riat BowHunter	T	10	2	10	12	2	21	15	1										39	5%	28	72%	11	2
47	Cole Kirst	F	3	1	6	7		8	3											29	3%	21	72%	8	1
94	Tyson Bell	D	15	1	6	7	28	90	9	17	5									7	14%	5	71%	2	2
15	Johnny Pearson	T	15	2	4	6	22	27	4	4	11									4	50%	3	75%	1	
44	Colton Armstrong	T	15	3	3	6	14	41	10	16	6									15	20%	15	100%		
76	Warren Hill	G	15		4	4		16	6	2															
13	David Brock	D	7	1	2	3	18	27	2	6	2									4	25%	4	100%		
68	Trevor Smyth	D	15	1	1	2	13	43	5	12	8						1			5	20%	3	60%	2	
71	Briley Maxwell	F	1		1	1		3	1											1	0%		0%	1	
9	Max Wilson	D	10		1	1	10	15		1	3									3	0%	2	67%	1	
14	Caelan Mander	D	3					9		2										2	0%	2	100%		
45	Luc Magnan	D	9				6	12	1	5	3														
23	Jake Fox	F	1					1												3	0%	1	33%	2	
19	Nonkon Thompson	D	6				27	14	2	3	1									4	0%	3	75%	1	1
91	Jordan Trottier	D	5				7	8	1		3									4	0%	4	100%		
20	Brett Beetow	D	5					4	2			5	3	60%						1	0%	1	100%		
37	Drew Hutchison	G	15					2	1											1	0%		0%	1	
	TOTALS		15	189	288	477	315	1199	437	153	73	417	306	73%	32	47	6	3		1175	16%	823	70%	352	82

HALIFAX THUNDERBIRDS GOALIE STATISTICS

NO.	GOALIE	GP	MINS	W	L	EN	GA	GAA	SA	SVS	SV%
76	Warren Hill	15	859:24	7	7	2	155	10.82	672	517	77%
37	Drew Hutchison	15	46:16	1			9	11.67	34	25	74%
	TOTALS	15					2	166	708	542	77%



NATIONAL LACROSSE LEAGUE



2023-24 NATIONAL LACROSSE LEAGUE SEASON
LAS VEGAS DESERT DOGS PLAYER STATISTICS REPORT

DETAILS
Document Created: Apr 12, 2024, 1:16:01 PM

LAS VEGAS DESERT DOGS PLAYER STATISTICS

NO.	PLAYER	POS	GP	G	A	PTS	PIM	LB	TO	CTO	BLK	FOA	FOW	FO%	PPG	PPA	SHG	SHA	GWG	SH	SH%	SOG	SOG%	SHOFF	SHBLK	
10	Rob Hellyer	F	14	20	48	68	2	46	36	3	1				2	11	2	2		148	14%	105	71%	43	12	
33	Jack Hannah	F	14	23	36	59	2	52	37	2	1				5	9	1	2	2	177	13%	111	63%	66	11	
21	Casey Jackson	F	14	35	21	56	10	54	39	1					9	5			1	170	21%	131	77%	39	15	
88	Zack Greer	F	12	16	29	45	8	36	31	3					4	8	1		1	131	12%	86	66%	45	10	
45	Dylan Watson	F	14	16	13	29	6	34	23	1					1	3	1	1		115	14%	69	60%	46	15	
51	Sean Westley	F	12	9	13	22	2	27	6	2					1	2					44	20%	32	73%	12	2
20	Jacob Ruest	F	14	3	18	21	2	54	6	3	2									28	11%	20	71%	8	3	
77	John Wagner	D	9	4	6	10	15	65	11	14	9						1			21	19%	13	62%	8	4	
34	Connor Kirst	T	14	7	2	9	15	105	12	27	4	149	57	38%			1			32	22%	20	62%	12	3	
7	Tor Reinholdt	D	14		6	6	36	81	9	11	13								4	0%	3	75%	1			
25	James Barclay	D	14	1	5	6	8	85	13	14	21							2		5	20%	5	100%			
61	Charlie Bertrand	F	8	3	3	6	9	15	16	1	2									26	12%	21	81%	5	4	
22	Jake Saunders	D	9		5	5	4	33	6	15	1									5	0%	3	60%	2	1	
42	Landon Kells	G	14		5	5	4	4	7									1		1	0%		0%	1		
27	Jonathan Gagliardi	T	14	2	3	5	27	36	4	5	4	41	21	51%						9	22%	5	56%	4	1	
97	Reid Reinholdt	F	7		4	4	9	24	3	1	3									4	0%	1	25%	3	1	
6	Griffin Hall	D	13		2	2	2	6	3	5	6															
72	Adrian Sorichetti	D	14	1	1	2	21	27	6	4	7									11	9%	6	55%	5	2	
9	Marshal King	F	2	1	1	2		4	2	1										15	7%	8	53%	7	1	
5	Cam Badour	T	1		1	1			1																	
44	Josh Jackson	D	6		1	1	4	19	6	6	2									3	0%	3	100%			
15	Blake Gibson-McDonald	T	7		1	1	2	13	1	4	2									2	0%	2	100%			
61	Thomas Vaesen	F	2		1	1		2	3	1										9	0%	5	56%	4	1	
23	Zach Cole	T	8				2	24	3	4		181	85	47%						3	0%	1	33%	2		
41	Erik Turner	T	2					6	1		2									2	0%	1	50%	1		
92	Joel Watson	G	14																							
TOTALS				14	141	225	366	204	852	358	128	80	371	163	44%	22	38	7	8		965	15%	651	67%	314	86

LAS VEGAS DESERT DOGS GOALIE STATISTICS

NO.	GOALIE	GP	MINS	W	L	EN	GA	GAA	SA	SVS	SV%
42	Landon Kells	14	816:57	4	9	1	164	12.04	702	538	77%
92	Joel Watson	14	26:51		1		8	17.88	21	13	62%
TOTALS		14				1	173		724	551	76%



NATIONAL LACROSSE LEAGUE



2023-24 NATIONAL LACROSSE LEAGUE SEASON
NEW YORK RIPTIDE PLAYER STATISTICS REPORT

DETAILS
Document Created: Apr 12, 2024, 1:16:01 PM

NEW YORK RIPTIDE PLAYER STATISTICS

NO.	PLAYER	POS	GP	G	A	PTS	PIM	LB	TO	CTO	BLK	FOA	FOW	FO%	PPG	PPA	SHG	SHA	GWG	SH	SH%	SOG	SOG%	SHOFF	SHBLK
51	Jeff Teat	F	15	47	61	108	4	86	66	2	2				7	17	1	2	2	286	16%	188	66%	98	15
92	Connor Kearnan	F	15	22	46	68	8	61	53	1					2	9	1	1	3	143	15%	99	69%	44	5
9	Reilly O'Connor	F	15	13	48	61	8	61	22	1					4	10				136	10%	100	74%	36	9
68	Larson Sundown	F	15	28	25	53	4	25	22	2	1	1		0%	8	1	1	1	1	92	30%	72	78%	20	4
46	Kiel Matisz	T	13	20	31	51	2	47	29	5	1				8	8				121	17%	82	68%	39	9
28	Stephen Keogh	F	12	15	14	29	6	44	19	3	1				1	3	2	1	1	108	14%	86	80%	22	5
93	Austin Madronic	F	11	3	12	15		25	19	1	1					2		2		60	5%	35	58%	25	3
55	Mitch Wilde	T	13	4	4	8	8	33	4	6	3									12	33%	11	92%	1	
33	John LaFontaine	T	15	1	6	7	5	45	5	7	6									7	14%	6	86%	1	
15	Brent Noseworthy	T	15	1	6	7	28	94	10	8	14	17	4	24%	1					4	25%	1	25%	3	1
11	Callum Jones	D	14	2	4	6	40	73	6	21	13									6	33%	5	83%	1	
5	Taggart Clark	F	2	4	2	6		2	3		1									12	33%	8	67%	4	1
45	Damon Edwards	D	12	3	3	6	16	21	5	10	12									10	30%	7	70%	3	
58	Andrew Borgatti	D	15	1	5	6		26	1	6	4	1		0%		1				2	50%	2	100%		
75	Jay Thorimbert	D	14	4	1	5	4	94	5	3	3	392	215	55%						10	40%	10	100%		
8	Kevin Brownell	T	14	2	3	5	4	72	7	14	12							1		23	9%	14	61%	9	1
88	Ron John	T	14	1	4	5	4	67	2	16	6	12	1	8%				1		7	14%	6	86%	1	
18	Colton Lidstone	F	3		3	3		5	2	2										7	0%	3	43%	4	1
44	Matt Marinier	D	14	1	1	2	14	58	5	11	21									5	20%	4	80%	1	
10	Zack Deaken	D	11		1	1	6	45	1	8															
86	Cameron Dunkerley	G	15		1	1	2	11	2	3															
5	Matt Anderson	F	1					1	1											1	0%		0%	1	
17	Matthew Bennett	D	1					4		2															
31	Will Johnston	G	15																						
43	Corson Kealey	F	1					2												3	0%	3	100%		
TOTALS			15	172	281	453	171	1003	343	132	101	423	220	52%	31	51	5	9		1055	16%	742	70%	313	54

NEW YORK RIPTIDE GOALIE STATISTICS

NO.	GOALIE	GP	MINS	W	L	EN	GA	GAA	SA	SVS	SV%
86	Cameron Dunkerley	15	876:00	7	8	5	182	12.47	738	556	75%
31	Will Johnston	15	23:55				6	15.05	21	15	71%
TOTALS		15				5	193		764	571	75%



NATIONAL LACROSSE LEAGUE



2023-24 NATIONAL LACROSSE LEAGUE SEASON
PANTHER CITY LACROSSE CLUB PLAYER STATISTICS REPORT

DETAILS
Document Created: Apr 12, 2024, 1:16:01 PM

PANTHER CITY LACROSSE CLUB PLAYER STATISTICS

NO.	PLAYER	POS	GP	G	A	PTS	PIM	LB	TO	CTO	BLK	FOA	FOW	FO%	PPG	PPA	SHG	SHA	GWG	SH	SH%	SOG	SOG%	SHOFF	SHBLK
4	Will Malcom	F	14	31	52	83		80	51	7					5	14	1	2		201	15%	126	63%	75	25
98	Callum Crawford	F	12	32	39	71	4	46	41	3					10	13	1	1	2	171	19%	126	74%	45	10
3	Jonathan Donville	F	14	25	42	67		50	34	2	1	1		0%	3	10	1		3	178	14%	130	73%	48	17
11	Jason Knox	F	13	17	20	37	2	32	16	4					3	7			1	104	16%	72	69%	32	8
19	Phil Caputo	F	14	22	14	36		51	20						6	1		2	1	115	19%	87	76%	28	7
17	Mathieu Gautier	F	13	5	23	28	4	52	13	2					2	1				70	7%	53	76%	17	5
2	Tony Malcom	T	13	6	12	18	4	87	10	14	2					1				44	14%	29	66%	15	5
92	Ryan Sheridan	F	11	12	4	16	12	23	19	1										63	19%	44	70%	19	5
91	Brandon Goodwin	T	13	3	5	8	12	39	5	7	3	77	21	27%						12	25%	10	83%	2	2
94	Matt Hossack	D	12		7	7	4	75	8	22	11	5	1	20%						13	0%	6	46%	7	3
12	Liam Patten	D	14	2	5	7	23	61	5	6	9	39	9	23%						9	22%	8	89%	1	
13	Connor Sellars	D	14		6	6		69	10	9	11									4	0%	2	50%	2	1
26	Josh Medeiros	D	14	1	5	6	20	62	7	13	10									31	3%	20	65%	11	
8	Patrick Foley	D	13	2	3	5		53	5	11	2	4	2	50%						7	29%	3	43%	4	1
39	Nick Damude	G	14	1	3	4		5	2	2										1	100%	1	100%		
61	Ty Thompson	F	3	2	2	4		8	1											12	17%	5	42%	7	4
55	Dylan Hutchison	D	14	1	3	4	8	49	3	7	11									3	33%	1	33%	2	
27	Evan Messenger	F	14	1	2	3	10	22	2	4	3	31	5	16%	1					8	12%	6	75%	2	1
16	Ronin Pusch	D	5		2	2	2	51	5	3	2	147	65	44%						5	0%	2	40%	3	1
7	Tyler Burton	T	3		1	1	4	20	6	3	1	72	28	39%						2	0%	2	100%		
34	Cam MacLeod	G	14		1	1		3	1	1															
21	Brent Mitchell	D	13					40	14	1	7	2													
81	Elijah Gash	D	2					6	3	1	1	1													
TOTALS			14	163	251	414	169	955	349	129	69	376	131	35%	30	47	3	5		1053	15%	733	70%	320	95

PANTHER CITY LACROSSE CLUB GOALIE STATISTICS

NO.	GOALIE	GP	MINS	W	L	EN	GA	GAA	SA	SVS	SV%
39	Nick Damude	14	730:28	7	5	1	136	11.17	661	525	79%
34	Cam MacLeod	14	122:21		2		23	11.28	108	85	79%
TOTALS		14				1	160		770	610	79%



NATIONAL LACROSSE LEAGUE



2023-24 NATIONAL LACROSSE LEAGUE SEASON
PHILADELPHIA WINGS PLAYER STATISTICS REPORT

DETAILS
Document Created: Apr 12, 2024, 1:16:01 PM

PHILADELPHIA WINGS PLAYER STATISTICS

NO.	PLAYER	POS	GP	G	A	PTS	PIM	LB	TO	CTO	BLK	FOA	FOW	FO%	PPG	PPA	SHG	SHA	GWG	SH	SH%	SOG	SOG%	SHOFF	SHBLK	
24	Mitch Jones	F	16	30	71	101		106	65	4					10	23		4	1	195	15%	125	64%	70	19	
15	Joe Resetarits	F	16	34	54	88		72	38						8	20		2	1	209	16%	136	65%	73	23	
90	Ben McIntosh	F	16	26	35	61		51	32	1					7	4	1	3	1	173	15%	126	73%	47	6	
19	Holden Cattoni	F	11	23	34	57	6	33	23		1				11	6	1			137	17%	97	71%	40	13	
10	Blaze Riorden	F	14	17	21	38	2	21	25						3	8	2	1	1	78	22%	62	79%	16	5	
92	Sam LeClair	F	15	17	19	36	4	37	25	2	1						1			108	16%	83	77%	25	6	
91	Taite Cattoni	F	11	6	15	21	6	18	13	1						3	1	1		69	9%	42	61%	27	5	
12	Chad Tutton	D	15	3	11	14	24	92	11	10	10	4		0%		1				16	19%	13	81%	3	1	
5	Taggart Clark	F	7	7	5	12	2	9	7	2							1	1		31	23%	24	77%	7	2	
13	Scott Dominey	D	16	4	8	12	32	92	13	14	2	1		0%			1			29	14%	18	62%	11	1	
96	Mike McCannell	T	14	1	6	7	4	55	4	6	4							1		8	12%	6	75%	2	1	
26	Isaiah Davis-Allen	D	16	2	3	5	4	60	7	8	2	172	42	24%				1		12	17%	8	67%	4		
49	Marcus Minichiello	D	9	2	2	4	6	20	2	2	1									2	100%	2	100%			
41	Alex Pace	D	16	2	2	4	11	78	8	13	11	1		0%						5	40%	2	40%	3		
50	Jack Jasinski	F	3	2	2	4	2	7	7										1	13	15%	9	69%	4	2	
6	Mitchell Armstrong	D	11	1	2	3	6	17	4	9	3	9	2	22%						3	33%	2	67%	1		
94	Ryan Wagner	D	14		3	3	10	66	10	12	13									8	0%	5	62%	3		
4	Tanner Buck	F	2	2	1	3		4	4											8	25%	6	75%	2		
29	Ian Llord	D	16		2	2	20	45	5	6	16							1		2	0%	1	50%	1		
31	Zach Higgins	G	16		2	2		11	5											1	0%		0%	1		
27	Jackson Ganton	D	10		1	1	4	33	5	7	7	3		0%						1	0%	1	100%			
73	Nicholas Rowlett	T	10				2	50	8	4		263	132	50%												
77	Kevin Lynch	D	1				2	2				1		0%												
20	Eric Shewell	D	12				8	25	2	5	4									1	0%		0%	1		
67	Jordan Stouros	T	1				2	1		1																
30	Deacan Knott	G	16					1	2																	
TOTALS				13	145	240	385	120	805	315	87	64	361	127	35%	31	51	7	13		882	16%	605	69%	277	67

PHILADELPHIA WINGS GOALIE STATISTICS

NO.	GOALIE	GP	MINS	W	L	EN	GA	GAA	SA	SVS	SV%
31	Zach Higgins	13	746:54	5	8	1	151	12.13	693	542	78%
30	Deacan Knott	13	40:53				11	16.14	34	23	68%
TOTALS		13				1	163		728	565	78%



NATIONAL LACROSSE LEAGUE



2023-24 NATIONAL LACROSSE LEAGUE SEASON
ROCHESTER KNIGHTHAWKS PLAYER STATISTICS REPORT

DETAILS
Document Created: Apr 12, 2024, 1:16:01 PM

ROCHESTER KNIGHTHAWKS PLAYER STATISTICS

NO.	PLAYER	POS	GP	G	A	PTS	PIM	LB	TO	CTO	BLK	FOA	FOW	FO%	PPG	PPA	SHG	SHA	GWG	SH	SH%	SOG	SOG%	SHOFF	SHBLK	
10	Connor Fields	F	15	44	57	101	8	142	58	7					9	13	1		2	325	14%	225	69%	100	30	
43	Ryan Smith	F	15	43	45	88	4	66	36	9					10	11	1		2	238	18%	154	65%	84	16	
7	Ryan Lanchbury	F	14	20	53	73	4	58	33	3					1	14				141	14%	104	74%	37	12	
12	Thomas McConvey	F	15	27	22	49	4	78	26	2					6	6			1	151	18%	112	74%	39	7	
42	Kyle Waters	F	15	19	21	40	2	31	17	3					3	5			1	115	17%	88	77%	27	10	
9	Curtis Knight	F	7	4	18	22		20	9											46	9%	30	65%	16	5	
81	Matt Gilray	T	15	7	11	18	4	156	13	21	14	1		0%		1				41	17%	27	66%	14	3	
5	Turner Evans	F	7	3	14	17	2	14	8						1	3				25	12%	19	76%	6		
18	Austin Hasen	F	8	6	11	17	6	9	10						1	1				45	13%	30	67%	15	3	
61	Dan Lomas	F	8	4	12	16	10	14	8	2					1					44	9%	24	55%	20	2	
17	Ryland Rees	T	15	1	6	7	8	83	12	16	11					1	1	1		10	10%	6	60%	4	1	
8	Mitch Ogilvie	D	15	4	3	7	2	59	10	14	12									10	40%	8	80%	2		
37	Dan Coates	D	7		4	4		32	6	4	6	2	1	50%				1		7	0%	6	86%	1		
21	Ethan O'Connor	D	15	2	2	4	16	37		9	20							1		6	33%	6	100%			
3	Thomas Whitty	T	13		4	4	12	63	5	7	13									1	0%	1	100%			
32	Taylor Jensen	T	10		3	3	4	55	5	12	9	3		0%						6	0%	6	100%			
1	Riley Hutchcraft	G	14		3	3		6	4									1		1	0%		0%	1		
33	Joe Post	D	14		2	2		131	12	2		403	240	60%						3	0%	2	67%	1		
6	Brad Gillies	T	15		2	2	2	34	4	10	10									10	0%	7	70%	3	1	
27	Tyler Halls	D	10		2	2	6	34	5	8	5	29	8	28%						2	0%	2	100%			
2	Ben MacDonnell	F	4	1		1		15	1	3		1		0%						2	50%	1	50%	1		
11	Greg Harnett	D	2		1	1	2	2		3										1	0%		0%	1		
29	Tyler Biles	D	11		1	1	13	27	1	4	1															
93	Pent Eistrat	D	2		1	1		9	1	2	1									2	0%	2	100%			
57	Doug Buchan	G	11																							
49	Rylan Hartley	G	4					3	1											1	0%	1	100%			
96	Cory Highfield	T	3				2	3	3	2										5	0%	2	40%	3	2	
36	Dylan Sprentz	G	1																							
TOTALS				13	167	272	439	105	1027	331	122	88	385	225	58%	30	51	2	4		1070	16%	751	70%	319	77

ROCHESTER KNIGHTHAWKS GOALIE STATISTICS

NO.	GOALIE	GP	MINS	W	L	EN	GA	GAA	SA	SVS	SV%
1	Riley Hutchcraft	13	723:31	6	6	4	153	12.69	631	478	76%
57	Doug Buchan	9	4:26		1		1	13.53	3	2	67%
49	Rylan Hartley	3	51:59				16	18.47	47	31	66%
36	Dylan Sprentz	1									
TOTALS		13				4	174		685	511	75%



NATIONAL LACROSSE LEAGUE



2023-24 NATIONAL LACROSSE LEAGUE SEASON
SAN DIEGO SEALS PLAYER STATISTICS REPORT

DETAILS
Document Created: Apr 12, 2024, 1:16:01 PM

SAN DIEGO SEALS PLAYER STATISTICS

NO.	PLAYER	POS	GP	G	A	PTS	PIM	LB	TO	CTO	BLK	FOA	FOW	FO%	PPG	PPA	SHG	SHA	GWG	SH	SH%	SOG	SOG%	SHOFF	SHBLK	
14	Wesley Berg	F	15	34	56	90	16	82	37	3					8	21	1	3	3	180	19%	140	78%	40	12	
83	Austin Staats	F	15	43	44	87	21	80	41	2					9	18	2		4	281	15%	198	70%	83	15	
44	Dane Dobbie	F	15	21	43	64	6	41	52	5	1				8	9	1	1		192	11%	129	67%	63	19	
71	Curtis Dickson	F	12	24	33	57	2	58	40	1					4	10	2		1	171	14%	118	69%	53	15	
33	Tre LeClaire	T	15	19	29	48	7	66	18	5	2				6	5		1	2	95	20%	69	73%	26	6	
47	Kyle Jackson	F	15	12	17	29	4	58	25	2	1				2	1	1		1	106	11%	78	74%	28	4	
13	Jacob Dunbar	F	5	6	8	14		11	11						3	1		1		32	19%	25	78%	7	1	
88	Jake Govett	F	13	4	8	12		23	10	1								1		19	21%	15	79%	4		
4	Graydon Bradley	D	15	2	5	7	8	66	6	8	15				1					11	18%	6	55%	5	1	
7	Jesse Gamble	T	15		6	6	11	52	9	8	5									7	0%	4	57%	3		
3	Mac O'Keefe	F	4	4	1	5	2	10	4											27	15%	21	78%	6	2	
91	Danny Logan	D	7	1	4	5		32	3	6	3									2	50%	2	100%			
9	Trevor Baptiste	T	15		4	4	20	147	14	6	3	379	266	70%						22	0%	14	64%	8		
31	Christopher Origlieri	G	15		4	4		16	7	2										1	0%		0%	1		
2	Drew Belgrave	D	12		3	3	10	36	1	4	7					1				1	0%	1	100%			
25	Eli Gobrecht	D	8	1	2	3	2	37	2	9	4	2		0%						1	100%	1	100%			
26	Patrick Shoemay	D	15		3	3	4	102	6	13	13							1		5	0%	4	80%	1		
34	Payton Rezanka	D	4		2	2	6	12	1	3										2	0%	1	50%	1		
4	Kyle Rubisch	D	15		2	2	8	101	5	25	5							1		2	0%	2	100%			
19	Cam Holding	D	14	1	1	2		52	3	12	11									5	20%	5	100%			
18	Chris Wardle	F	2		2	2		4	3	1										8	0%	5	62%	3	1	
47	Ben Stewart	F	1								1															
17	Brodie Merrill	D	1					2		1																
30	Mike Poulin	G	15						1																	
52	Kellen LeClair	D	15				6	24	4	9	1									1	0%	1	100%			
12	Matt Sykes	D	5					11	1	2	1															
77	Jerry Staats	D	2				4	4		1											1	0%		0%	1	
	TOTALS		15	172	277	449	155	1127	372	129	73	381	266	70%	41	66	7	9		1173	15%	840	72%	333	76	

SAN DIEGO SEALS GOALIE STATISTICS

NO.	GOALIE	GP	MINS	W	L	EN	GA	GAA	SA	SVS	SV%
30	Mike Poulin	15	3:38					0.00	4	4	100%
31	Christopher Origlieri	15	904:49	11	4	2	144	9.55	711	567	80%
	TOTALS	15				2	146		717	571	80%



NATIONAL LACROSSE LEAGUE



2023-24 NATIONAL LACROSSE LEAGUE SEASON
SASKATCHEWAN RUSH PLAYER STATISTICS REPORT

DETAILS

Document Created: Apr 12, 2024, 1:16:01 PM

SASKATCHEWAN RUSH PLAYER STATISTICS

NO.	PLAYER	POS	GP	G	A	PTS	PIM	LB	TO	CTO	BLK	FOA	FOW	FO%	PPG	PPA	SHG	SHA	GWG	SH	SH%	SOG	SOG%	SHOFF	SHBLK
17	Robert Church	F	13	37	37	74	2	47	49	3					12	6		2	1	208	18%	151	73%	57	13
15	Ryan Keenan	F	13	24	40	64	4	50	41	3					5	9	2			144	17%	107	74%	37	8
2	Zach Manns	F	13	26	34	60	2	46	40	1	2				2	15	2	1		129	20%	83	64%	46	22
9	Clark Walter	F	13	11	24	35	2	45	15	1	3				4	4	2		2	71	15%	54	76%	17	4
7	Patrick Dodds	F	13	9	22	31	2	38	20	3						4		1		96	9%	62	65%	34	10
29	Mike Triolo	F	11	11	13	24	4	36	21	3		22	11	50%					1	94	12%	54	57%	40	8
43	Jake Boudreau	T	13	6	16	22	2	94	7	18	7	2		0%				2		21	29%	19	90%	2	1
8	Mike Messenger	T	13	9	9	18	29	94	16	32	12	214	74	35%			1			37	24%	23	62%	14	5
21	Nathaniel Kozevnikov	F	11	10	7	17	4	10	8	1					1				1	43	23%	22	51%	21	4
77	Ryan Barnable	D	13	3	9	12	8	62	8	16	6						1	1		17	18%	12	71%	5	2
95	Jerrett Smith	T	13	2	7	9	2	41	6	7	4									7	29%	5	71%	2	
6	Isaac Ngyou	D	13	2	6	8	4	57	3	9	4						1			6	33%	4	67%	2	
70	Holden Garland	D	10		6	6	6	60	2	10	4	6	1	17%				1		2	0%	2	100%		
92	Frank Scigliano	G	13		5	5		3		1								1							
47	Adam Jay	D	13		4	4	6	48	6	15	6	1		0%				1		4	0%	1	25%	3	
97	Keegan Bell	F	7	2	2	4		13	5	1		5		0%						9	22%	8	89%	1	
3	Bobby Kidd III	D	13		4	4	8	64	7	12	12	114	22	19%				1		4	0%	2	50%	2	
96	Cameron Wengreniuk	F	4	2	2	4	4	20	14	2	1									20	10%	11	55%	9	2
10	Mike Mallory	F	9		3	3	8	12	1	4	2									2	0%	1	50%	1	
13	Connor McClelland	D	13	1	1	2	8	35	7	17	6									5	20%	4	80%	1	
1	Thomas Kiazzyk	G	3		1	1																			
46	Laine Hruska	G	10					1																	
TOTALS			13	155	253	408	111	877	344	159	69	364	108	30%	24	38	9	11		921	17%	625	68%	296	80

SASKATCHEWAN RUSH GOALIE STATISTICS

NO.	GOALIE	GP	MINS	W	L	EN	GA	GAA	SA	SVS	SV%
46	Laine Hruska	10	54:03		1	1	12	13.32	46	34	74%
1	Thomas Kiazzyk	3	4:24			1	1	13.64	2	1	50%
92	Frank Scigliano	13	727:47	5	7	1	141	11.62	623	482	77%
TOTALS		13				3	157		674	517	77%



NATIONAL LACROSSE LEAGUE



2023-24 NATIONAL LACROSSE LEAGUE SEASON
TORONTO ROCK PLAYER STATISTICS REPORT

DETAILS
Document Created: Apr 12, 2024, 1:16:01 PM

TORONTO ROCK PLAYER STATISTICS

NO.	PLAYER	POS	GP	G	A	PTS	PIM	LB	TO	CTO	BLK	FOA	FOW	FO%	PPG	PPA	SHG	SHA	GWG	SH	SH%	SOG	SOG%	SHOFF	SHBLK	
42	Mark Matthews	F	15	25	57	82	6	52	42	2					9	17	1	1	2	154	16%	104	68%	50	13	
15	Corey Small	F	15	33	29	62	4	36	24						11	6			2	167	20%	112	67%	55	24	
26	Tom Schreiber	F	10	16	41	57	6	53	27	2	1				1	14			2	123	13%	92	75%	31	7	
21	Chris Boushy	F	14	25	28	53	28	39	56	3					9	6		1	1	170	15%	119	70%	51	15	
25	Dan Craig	F	12	21	27	48	6	44	22	5					1	6			1	107	20%	69	64%	38	10	
41	Dan Lintner	F	15	14	15	29	8	37	47	1					1			1	1	82	17%	64	78%	18	3	
8	Josh Dawick	F	13	11	13	24		19	22			1	1	100%		1			1	68	16%	44	65%	24	11	
23	Challen Rogers	F	9	4	15	19	4	31	18	14	7				1	4		1		22	18%	14	64%	8	1	
12	Mitch de Snoo	D	14	7	11	18	24	131	19	31	9									32	22%	25	78%	7	1	
24	Justin J. Martin	D	15	8	6	14	2	64	16	18	11					1	3			23	35%	18	78%	5		
20	Brad Kri	D	15	1	8	9	15	113	9	28	14	2		0%				1		14	7%	7	50%	7	1	
14	Phil Mazzuca	T	14	4	4	8	9	70	12	11	5	5	2	40%			1	1		13	31%	13	100%			
55	Chris Weier	D	15	1	6	7		45	2	14	2	1		0%						8	12%	7	88%	1		
66	Nick Rose	G	15		6	6		7	6	1								1								
91	Billy Hostrawser	D	14		5	5	11	66	6	23	7	51	16	31%						9	0%	6	67%	3	1	
61	Brandon Slade	D	9	2	3	5	2	22	5	2	3									17	12%	13	76%	4	2	
11	Tyler Hendrycks	T	5	3	2	5		4	8		1									1	15	20%	12	80%	3	
9	Marley Angus	F	3	2	2	4		4	2							2				9	22%	9	100%			
5	Zack Kearney	F	8	2	1	3	2	20	5	3	3	18	6	33%					1	7	29%	6	86%	1		
16	Chris Corbeil	T	8	2	1	3	4	23	6	3	3									5	40%	3	60%	2		
33	Josh Jubenville	D	6	1	2	3	9	35	4	3	2									6	17%	6	100%			
3	TD Ierlan	D	13	1	1	2	2	122	6	9		315	226	72%						11	9%	8	73%	3		
71	Sheldon Burns	D	13					9	21	3	8	5								4	0%	4	100%			
92	Troy Holowchuk	G	15																							
	TOTALS		15	183	283	466	155	1058	432	181	73	393	251	64%	33	57	5	7		1066	17%	755	71%	311	89	

TORONTO ROCK GOALIE STATISTICS

NO.	GOALIE	GP	MINS	W	L	EN	GA	GAA	SA	SVS	SV%
66	Nick Rose	16	958:21	13	2	2	148	9.27	776	628	81%
92	Troy Holowchuk	16	4:00		1	2		0.00			
	TOTALS	15				4	145		725	580	80%



NATIONAL LACROSSE LEAGUE



2023-24 NATIONAL LACROSSE LEAGUE SEASON
VANCOUVER WARRIORS PLAYER STATISTICS REPORT

DETAILS
Document Created: Apr 12, 2024, 1:16:01 PM

VANCOUVER WARRIORS PLAYER STATISTICS

NO.	PLAYER	POS	GP	G	A	PTS	PIM	LB	TO	CTO	BLK	FOA	FOW	FO%	PPG	PPA	SHG	SHA	GWG	SH	SH%	SOG	SOG%	SHOFF	SHBLK
45	Keegan Bal	F	14	33	42	75	2	51	48	3	1				12	5	1	1	2	223	15%	147	66%	76	19
8	Adam Charalambides	F	14	28	46	74	4	64	54	1	2				4	14	1	4	1	166	17%	119	72%	47	18
96	Ryan Martel	F	14	23	30	53	12	49	24	6	1	29	17	59%	4	4	1	1	2	110	21%	89	81%	21	3
21	Kevin Crowley	F	14	21	26	47	2	49	38	2	1				2	4	2			145	14%	103	71%	42	9
10	Riley Loewen	F	13	13	28	41	2	31	23	2	1				2					69	19%	46	67%	23	6
67	Kyle Killen	F	13	8	14	22	6	39	27	2					1					105	8%	72	69%	33	10
43	Brad McCulley	F	9	4	8	12	10	19	16	1										37	11%	26	70%	11	3
16	Owen Grant	D	14	6	2	8	14	75	16	21	9	6	1	17%			3	1		21	29%	18	86%	3	1
28	Reid Bowering	D	11	5	3	8	4	82	12	8	7	1		0%						16	31%	13	81%	3	
22	James Rahe	F	3	2	5	7		7	3											13	15%	7	54%	6	
51	Tyson Kirkness	D	11	2	4	6	8	47	6	7	9									7	29%	6	86%	1	
2	Matt Beers	D	12		5	5	27	71	18	11	15									8	0%	5	62%	3	1
27	Brayden Laity	D	14	1	3	4	4	81	6	12	14									12	8%	8	67%	4	
14	Marcus Klarich	T	2	1	3	4		7	5			1		0%						10	10%	9	90%	1	
12	Brett Mydske	D	14		3	3	16	53	9	13	9									5	0%	5	100%		
24	Ryan Dilks	D	14	1	2	3	4	72	5	36	12	1	1	100%				2		9	11%	6	67%	3	2
47	Dylan McIntosh	F	2	1	1	2		5	1											7	14%	4	57%	3	3
19	Steph Charbonneau	D	14		2	2	2	48	3	15	10									3	0%	1	33%	2	
26	Chris Willman	D	14		2	2	6	48	6	12	2	266	123	46%						4	0%	2	50%	2	
37	Jackson Suboch	D	14	1	1	2	44	38	6	6	6									3	33%	3	100%		
29	Aden Walsh	G	14		2	2	2	2	3	1	1														
77	Aaron Bold	G	14					8	3	1															
86	John Lintz	D	2					5																	
81	Anthony Kalinich	D	4				4	7	2	2	2														
95	Tyrell Hamer-Jackson	D	2					8	1			62	31	50%											
	TOTALS		14	150	232	382	187	967	391	164	102	366	173	47%	22	30	8	10		973	15%	689	71%	284	75

VANCOUVER WARRIORS GOALIE STATISTICS

NO.	GOALIE	GP	MINS	W	L	EN	GA	GAA	SA	SVS	SV%
77	Aaron Bold	14	491:31	2	5		94	11.47	379	285	75%
29	Aden Walsh	14	354:02	3	4	1	68	11.52	276	208	75%
	TOTALS	14				1	163		656	493	75%