



NATIONAL LACROSSE LEAGUE



2025-26 NATIONAL LACROSSE LEAGUE SEASON
LEAGUE STANDINGS REPORT

DETAILS
Document Created: Apr 3, 2026, 4:43:49 PM

- LEGEND
- C** Conference Leader
 - x Clinched Playoffs
 - y Clinched Home Final
 - z Clinched Conference
 - * Clinched Top Spot
 - e Eliminated

RANK	TEAM	GP	GH	GR	W	L	PCT	GF	GA	HOME	ROAD	LAST 10	STREAK
1st	Vancouver Warriors ^x	15	7	8	11	4	0.7333	170	138	4 - 3	7 - 1	8 - 2	2W
2nd	Saskatchewan Rush ^x	16	7	9	11	5	0.6875	185	154	6 - 1	5 - 4	6 - 4	2L
3rd	Georgia Swarm	15	7	8	10	5	0.6667	156	129	4 - 3	6 - 2	8 - 2	2W
4th	Colorado Mammoth ^x	15	8	7	10	5	0.6667	172	151	6 - 2	4 - 3	7 - 3	1W
5th	Buffalo Bandits	15	7	8	9	6	0.6000	164	160	4 - 3	5 - 3	6 - 4	5W
6th	Toronto Rock	15	8	7	9	6	0.6000	169	165	5 - 3	4 - 3	6 - 4	1L
7th	Ottawa Black Bears	16	8	8	8	8	0.5000	173	181	4 - 4	4 - 4	5 - 5	3L
8th	Las Vegas Desert Dogs	14	8	6	7	7	0.5000	176	175	5 - 3	2 - 4	5 - 5	3W
9th	Rochester Knighthawks	14	8	6	6	8	0.4286	171	182	3 - 5	3 - 3	3 - 7	1W
10th	San Diego Seals	14	8	6	6	8	0.4286	141	147	2 - 6	4 - 2	5 - 5	4L
11th	Halifax Thunderbirds	15	7	8	6	9	0.4000	153	158	2 - 5	4 - 4	3 - 7	1W
12th	Calgary Roughnecks ^e	15	7	8	4	11	0.2667	155	180	2 - 5	2 - 6	3 - 7	2L
13th	Oshawa Firewolves ^e	15	7	8	4	11	0.2667	150	181	3 - 4	1 - 7	3 - 7	1L
14th	Philadelphia Wings ^e	16	8	8	4	12	0.2500	144	178	2 - 6	2 - 6	3 - 7	1W



NATIONAL LACROSSE LEAGUE



2025-26 NATIONAL LACROSSE LEAGUE SEASON
SEASON LEADERS REPORT

DETAILS

Document Created: Apr 3, 2026, 4:43:49 PM

LEGEND

R Rookie

POINTS

RANK	NAME	TEAM	GP	G	A	PTS
1st	Keegan Bal	Vancouver Warriors	15	36	71	107
2nd	Jeff Teat	Ottawa Black Bears	16	40	66	106
3rd	Connor Fields	Rochester Knighthawks	14	38	60	98
4th	Dhane Smith	Buffalo Bandits	15	33	63	96
5th	Rob Hellyer	Ottawa Black Bears	16	30	61	91
5th	Josh Byrne	Buffalo Bandits	15	27	64	91
7th	Alex Simmons	Oshawa Firewolves	15	35	54	89
8th	Ryan Lanchbury	Rochester Knighthawks	14	20	68	88
9th	Mitch Jones	Las Vegas Desert Dogs	14	31	55	86
10th	Ryan Keenan	Saskatchewan Rush	16	34	50	84
11th	Tyler Pace	Calgary Roughnecks	15	25	57	82
12th	Robert Church	Saskatchewan Rush	16	33	47	80
12th	Tanner Cook	Calgary Roughnecks	15	40	40	80
12th	Jonathan Donville	Las Vegas Desert Dogs	14	21	59	80
15th	Andrew Kew	Colorado Mammoth	11	43	35	78
16th	Clarke Petterson	Halifax Thunderbirds	15	34	42	76
17th	Zach Manns	Saskatchewan Rush	16	32	43	75
18th	Tye Kurtz	Oshawa Firewolves	15	32	38	70
18th	Mark Matthews	Toronto Rock	15	18	52	70
18th	Will Malcom	Colorado Mammoth	14	27	43	70

GOALS

RANK	NAME	TEAM	GP	G
1st	Andrew Kew	Colorado Mammoth	11	43
2nd	Jeff Teat	Ottawa Black Bears	16	40
2nd	Tanner Cook	Calgary Roughnecks	15	40
4th	Curtis Dickson	Vancouver Warriors	15	38
4th	Connor Fields	Rochester Knighthawks	14	38

ASSISTS

RANK	NAME	TEAM	GP	A
1st	Keegan Bal	Vancouver Warriors	15	71
2nd	Ryan Lanchbury	Rochester Knighthawks	14	68
3rd	Jeff Teat	Ottawa Black Bears	16	66
4th	Josh Byrne	Buffalo Bandits	15	64
5th	Dhane Smith	Buffalo Bandits	15	63

PENALTY MINUTES

RANK	NAME	TEAM	GP	PIM
1st	Patrick Kaschalk	Oshawa Firewolves	15	49
2nd	Dawson Theede	Halifax Thunderbirds	15	48
3rd	Jackson Suboch	Vancouver Warriors	13	39
4th	Elijah Gash	Toronto Rock	15	38
5th	Liam Patten	Philadelphia Wings	16	35

PENALTY MINORS

RANK	NAME	TEAM	GP	MINORS
1st	Ari Stevens	Colorado Mammoth R	14	15
2nd	Warren Jeffrey	Colorado Mammoth	14	13
3rd	Brad Kri	Toronto Rock	15	12
3rd	Jake Withers	Halifax Thunderbirds	15	12
3rd	Eli Salama	Calgary Roughnecks	15	12

PENALTY MAJORS

RANK	NAME	TEAM	GP	MAJORS
1st	Jack Hannah	Colorado Mammoth	12	3
1st	Patrick Kaschalk	Oshawa Firewolves	15	3
3rd	several tied at			2

POWER PLAY GOALS

RANK	NAME	TEAM	GP	PPG
1st	Curtis Dickson	Vancouver Warriors	15	13
2nd	Robert Church	Saskatchewan Rush	16	12
3rd	Dawson Theede	Halifax Thunderbirds	15	10
3rd	Andrew Kew	Colorado Mammoth	11	10
3rd	Jeff Teat	Ottawa Black Bears	16	10

SHORT HANDED GOALS

RANK	NAME	TEAM	GP	SHG
1st	Dhane Smith	Buffalo Bandits	15	4
2nd	Curtis Dickson	Vancouver Warriors	15	3
2nd	Keegan Bal	Vancouver Warriors	15	3
4th	several tied at			2

POWER PLAY ASSISTS

RANK	NAME	TEAM	GP	PPA
1st	Keegan Bal	Vancouver Warriors	15	23
2nd	Connor Fields	Rochester Knighthawks	14	19
3rd	Josh Byrne	Buffalo Bandits	15	18
3rd	Jeff Teat	Ottawa Black Bears	16	18
5th	Tyler Pace	Calgary Roughnecks	15	17

SHORT HANDED ASSISTS

RANK	NAME	TEAM	GP	SHA
1st	Will Malcom	Colorado Mammoth	14	4
2nd	several tied at			3

POWER PLAY POINTS

RANK	NAME	TEAM	GP	PP PTS
1st	Keegan Bal	Vancouver Warriors	15	30
2nd	Jeff Teat	Ottawa Black Bears	16	28
3rd	Robert Church	Saskatchewan Rush	16	26
4th	Jesse King	Vancouver Warriors	15	25
4th	Connor Fields	Rochester Knighthawks	14	25

SHORT HANDED POINTS

RANK	NAME	TEAM	GP	SH PTS
1st	Will Malcom	Colorado Mammoth	14	6
2nd	Tye Kurtz	Oshawa Firewolves	15	5
2nd	Stephen Keogh	Halifax Thunderbirds	7	5
2nd	Dhane Smith	Buffalo Bandits	15	5
5th	several tied at			4

SHOTS

RANK	NAME	TEAM	GP	SHOTS
1st	Jeff Teat	Ottawa Black Bears	16	330
2nd	Connor Fields	Rochester Knighthawks	14	267
3rd	Tanner Cook	Calgary Roughnecks	15	266
4th	Alex Simmons	Oshawa Firewolves	15	265
5th	Dhane Smith	Buffalo Bandits	15	251

SHOOTING PERCENTAGE

RANK	NAME	TEAM	GP	G	SHOTS	PCT
1st	Marquez White	San Diego Seals R	3	1	1	100%
1st	Sheldon Burns	Las Vegas Desert Dogs	4	1	1	100%
1st	Eli Gobrecht	San Diego Seals	14	1	1	100%
1st	Ben Kromer	Philadelphia Wings R	6	1	1	100%
5th	several tied at					67%

SHOTS ON GOAL

RANK	NAME	TEAM	GP	SOG
1st	Jeff Teat	Ottawa Black Bears	16	229
2nd	Connor Fields	Rochester Knighthawks	14	193
3rd	Dhane Smith	Buffalo Bandits	15	192
4th	Tanner Cook	Calgary Roughnecks	15	181
5th	Robert Church	Saskatchewan Rush	16	176

GAME WINNING GOALS

RANK	NAME	TEAM	GP	GWG
1st	Shayne Jackson	Georgia Swarm	15	5
2nd	Josh Byrne	Buffalo Bandits	15	4
2nd	Andrew Kew	Colorado Mammoth	11	4
2nd	Zach Manns	Saskatchewan Rush	16	4
5th	several tied at			3

SHOTS WIDE

RANK	NAME	TEAM	GP	SW
1st	Jeff Teat	Ottawa Black Bears	16	101
2nd	Alex Simmons	Oshawa Firewolves	15	92
3rd	Tanner Cook	Calgary Roughnecks	15	85
4th	Connor Fields	Rochester Knighthawks	14	74
5th	Clarke Petterson	Halifax Thunderbirds	15	71

FORCED TURNOVERS

RANK	NAME	TEAM	GP	FT
1st	Callum Jones	Ottawa Black Bears	16	30
2nd	Matt Hossack	Saskatchewan Rush	16	29
3rd	Brad Kri	Toronto Rock	15	27
4th	Michael Grace	Georgia Swarm	15	26
5th	Nick Chaykowsky	Oshawa Firewolves	14	25

EFFECTIVE PASSES

RANK	NAME	TEAM	GP	EP
1st	Jeff Teat	Ottawa Black Bears	16	1153
2nd	Dhane Smith	Buffalo Bandits	15	1032
3rd	Rob Hellyer	Ottawa Black Bears	16	1031
4th	Tyler Pace	Calgary Roughnecks	15	952
5th	Connor Fields	Rochester Knighthawks	14	919

FACE OFF WINS

RANK	NAME	TEAM	GP	FOW	PCT
1st	Jake Saunders	Ottawa Black Bears	12	1	100%
1st	Carter Cook	Calgary Roughnecks	7	1	100%
3rd	Trevor Baptiste	San Diego Seals	14	258	75%
4th	Jake Withers	Halifax Thunderbirds	15	260	73%
5th	Tim Edwards	Colorado Mammoth	15	2	67%

LOOSEBALLS

RANK	NAME	TEAM	GP	LB
1st	Jake Withers	Halifax Thunderbirds	15	192
2nd	Zach Currier	San Diego Seals	14	162
3rd	Callum Jones	Ottawa Black Bears	16	156
4th	Justin Inacio	Calgary Roughnecks	15	133
5th	several tied at			124

SHOTS BLOCKED

RANK	NAME	TEAM	GP	SB
1st	Paul Dawson	Buffalo Bandits	15	32
2nd	Mike Messenger	Saskatchewan Rush	16	27
3rd	Mitch de Snoo	Buffalo Bandits	11	25
4th	Robert Hope	Colorado Mammoth	15	22
5th	Reid Bowering	Vancouver Warriors	15	18

TOUCHES

RANK	NAME	TEAM	GP	TCH
1st	Jeff Teat	Ottawa Black Bears	16	1550
2nd	Dhane Smith	Buffalo Bandits	15	1353
3rd	Rob Hellyer	Ottawa Black Bears	16	1319
4th	Connor Fields	Rochester Knighthawks	14	1222
5th	Keegan Bal	Vancouver Warriors	15	1182



NATIONAL LACROSSE LEAGUE



2025-26 NATIONAL LACROSSE LEAGUE SEASON
GOALTENDING LEADERS REPORT

DETAILS
Document Created: Apr 3, 2026, 4:43:49 PM

LEGEND
R Rookie

SUMMARY

*minimum 120 minutes

RANK	NAME	TEAM	GP	MINS	W	L	GA	GAA	SV	SV%
1st	Brett Dobson	Georgia Swarm	15	847:19	10	5	111	7.86	601	0.844
2nd	Christian Del Bianco	Vancouver Warriors	15	893:58	11	4	136	9.13	615	0.819
3rd	Frank Scigliano	Saskatchewan Rush	16	902:53	11	4	139	9.24	545	0.797
4th	Deacan Knott	Philadelphia Wings	16	267:02		5	44	9.89	189	0.811
5th	Christopher Origlieri	San Diego Seals	13	736:56	6	6	123	10.01	462	0.790
6th	Drew Hutchison	Halifax Thunderbirds	15	125:35		3	21	10.03	72	0.774
7th	Nick Rose	Toronto Rock	9	426:41	5	2	72	10.12	292	0.802
8th	Dillon Ward	Colorado Mammoth	15	781:51	9	4	133	10.21	566	0.810
9th	Alex Buque	Las Vegas Desert Dogs	13	258:03	2	2	44	10.23	165	0.789
10th	Matt Vinc	Buffalo Bandits	15	878:09	9	6	150	10.25	549	0.785
11th	Warren Hill	Halifax Thunderbirds	15	780:47	6	6	135	10.37	559	0.805
12th	Zach Higgins	Ottawa Black Bears	16	951:33	8	8	175	11.03	608	0.777
13th	Troy Holowchuk	Toronto Rock	15	450:18	4	3	83	11.06	280	0.771
14th	Doug Jamieson	Oshawa Firewolves	15	865:05	4	10	161	11.17	603	0.789
15th	Nick Damude	Philadelphia Wings	16	692:55	4	7	131	11.34	534	0.803
16th	Aden Walsh	Calgary Roughnecks	15	852:25	4	11	163	11.47	577	0.780
17th	Rylan Hartley	Rochester Knighthawks	13	480:49	5	1	99	12.35	323	0.765
18th	Landon Kells	Las Vegas Desert Dogs	14	575:08	5	4	121	12.62	384	0.760
19th	Riley Hutchcraft	Rochester Knighthawks	14	364:58	1	7	79	12.99	209	0.726

WINS

RANK	NAME	TEAM	GP	W
1st	Frank Scigliano	Saskatchewan Rush	16	11
1st	Christian Del Bianco	Vancouver Warriors	15	11
3rd	Brett Dobson	Georgia Swarm	15	10
4th	Matt Vinc	Buffalo Bandits	15	9
4th	Dillon Ward	Colorado Mammoth	15	9

LOSSES

RANK	NAME	TEAM	GP	L
1st	Aden Walsh	Calgary Roughnecks	15	11
2nd	Doug Jamieson	Oshawa Firewolves	15	10
3rd	Zach Higgins	Ottawa Black Bears	16	8
4th	Nick Damude	Philadelphia Wings	16	7
4th	Riley Hutchcraft	Rochester Knighthawks	14	7

MINUTES

RANK	NAME	TEAM	GP	MINS
1st	Zach Higgins	Ottawa Black Bears	16	951:33
2nd	Frank Scigliano	Saskatchewan Rush	16	902:53
3rd	Christian Del Bianco	Vancouver Warriors	15	893:58
4th	Matt Vinc	Buffalo Bandits	15	878:09
5th	Doug Jamieson	Oshawa Firewolves	15	865:05

SAVES

RANK	NAME	TEAM	GP	SV
1st	Christian Del Bianco	Vancouver Warriors	15	615
2nd	Zach Higgins	Ottawa Black Bears	16	608
3rd	Doug Jamieson	Oshawa Firewolves	15	603
4th	Brett Dobson	Georgia Swarm	15	601
5th	Aden Walsh	Calgary Roughnecks	15	577

SAVE PERCENTAGE

RANK	NAME	TEAM	GP	GA	SV	SV%
1st	Colby Bowman	Calgary Roughnecks	9	1	11	0.917
2nd	Tyler Carlson	Ottawa Black Bears	16	1	8	0.889
3rd	Connor O'Toole	Vancouver Warriors	15	1	6	0.857
4th	Brett Dobson	Georgia Swarm	15	111	601	0.844
5th	Nathan Whitton	Colorado Mammoth	15	16	83	0.838



NATIONAL LACROSSE LEAGUE



2025-26 NATIONAL LACROSSE LEAGUE SEASON
ROOKIE LEADERS REPORT

DETAILS
Document Created: Apr 3, 2026, 4:43:49 PM

LEGEND
R Rookie

POINTS

RANK	NAME	TEAM	GP	G	A	PTS
1st	CJ Kirst	Toronto Rock	15	31	32	63
2nd	Owen Hiltz	Toronto Rock	15	29	26	55
3rd	Nolan Byrne	Georgia Swarm	15	27	18	45
4th	Braedon Saris	Colorado Mammoth	14	14	30	44
5th	Dalton Young	Philadelphia Wings	10	12	18	30
5th	Noah Manning	Calgary Roughnecks	13	12	18	30
7th	Pat Kavanagh	San Diego Seals	9	8	18	26
8th	Sam English	Toronto Rock	13	7	14	21
9th	Will MacLeod	Halifax Thunderbirds	9	7	7	14
9th	Michael Grace	Georgia Swarm	15	6	8	14
11th	Kean Moon	Georgia Swarm	7	3	8	11
12th	Landen Sinfield	Philadelphia Wings	6	2	7	9
13th	Matthew Paolatto	Colorado Mammoth	15	3	5	8
13th	Noah Armitage	San Diego Seals	5	3	5	8
13th	Jaxon Fridge	Oshawa Firewolves	14	1	7	8
16th	Austin Blumbergs	Halifax Thunderbirds	5	5	2	7
16th	Hugh Kelleher	Toronto Rock	15	3	4	7
16th	Kyle Pepper	Calgary Roughnecks	11	4	3	7
16th	Dylan Hess	Colorado Mammoth	15	2	5	7
16th	Connor Nock	Colorado Mammoth	15	2	5	7

PENALTY MINORS

RANK	NAME	TEAM	GP	MINORS
1st	Ari Stevens	Colorado Mammoth	14	15
2nd	Connor Nock	Colorado Mammoth	15	10
3rd	Rhys Blake	Las Vegas Desert Dogs	9	6
4th	Ben Trumble	Georgia Swarm	15	5
5th	several tied at			4

POWER PLAY GOALS

RANK	NAME	TEAM	GP	PPG
1st	Owen Hiltz	Toronto Rock	15	8
2nd	Nolan Byrne	Georgia Swarm	15	4
3rd	CJ Kirst	Toronto Rock	15	3
4th	Noah Manning	Calgary Roughnecks	13	2
5th	several tied at			1

POWER PLAY ASSISTS

RANK	NAME	TEAM	GP	PPA
1st	Braedon Saris	Colorado Mammoth	14	12
2nd	Owen Hiltz	Toronto Rock	15	5
2nd	CJ Kirst	Toronto Rock	15	5
4th	Nolan Byrne	Georgia Swarm	15	3
5th	several tied at			2

POWER PLAY POINTS

RANK	NAME	TEAM	GP	PP PTS
1st	Owen Hiltz	Toronto Rock	15	13
1st	Braedon Saris	Colorado Mammoth	14	13
3rd	CJ Kirst	Toronto Rock	15	8
4th	Nolan Byrne	Georgia Swarm	15	7
5th	several tied at			3

SHOTS

RANK	NAME	TEAM	GP	SHOTS
1st	CJ Kirst	Toronto Rock	15	182
2nd	Owen Hiltz	Toronto Rock	15	159
3rd	Nolan Byrne	Georgia Swarm	15	158
4th	Braedon Saris	Colorado Mammoth	14	118
5th	Pat Kavanagh	San Diego Seals	9	93

GOALS

RANK	NAME	TEAM	GP	G
1st	CJ Kirst	Toronto Rock	15	31
2nd	Owen Hiltz	Toronto Rock	15	29
3rd	Nolan Byrne	Georgia Swarm	15	27
4th	Braedon Saris	Colorado Mammoth	14	14
5th	several tied at			12

ASSISTS

RANK	NAME	TEAM	GP	A
1st	CJ Kirst	Toronto Rock	15	32
2nd	Braedon Saris	Colorado Mammoth	14	30
3rd	Owen Hiltz	Toronto Rock	15	26
4th	several tied at			18

PENALTY MINUTES

RANK	NAME	TEAM	GP	PIM
1st	Ari Stevens	Colorado Mammoth	14	30
2nd	Rhys Blake	Las Vegas Desert Dogs	9	22
3rd	Connor Nock	Colorado Mammoth	15	20
4th	Owen Hiltz	Toronto Rock	15	16
5th	Ben Soenen	Las Vegas Desert Dogs	5	12

PENALTY MAJORS

RANK	NAME	TEAM	GP	MAJORS
1st	Ari Steenhuis	San Diego Seals	13	1

SHORT HANDED GOALS

RANK	NAME	TEAM	GP	SHG
1st	Nolan Byrne	Georgia Swarm	15	2
2nd	Pat Kavanagh	San Diego Seals	9	1
2nd	CJ Kirst	Toronto Rock	15	1
2nd	Noah Manning	Calgary Roughnecks	13	1
2nd	Connor Nock	Colorado Mammoth	15	1

SHORT HANDED ASSISTS

RANK	NAME	TEAM	GP	SHA
1st	Pat Kavanagh	San Diego Seals	9	1
1st	CJ Kirst	Toronto Rock	15	1
1st	Noah Manning	Calgary Roughnecks	13	1

SHORT HANDED POINTS

RANK	NAME	TEAM	GP	SH PTS
1st	Pat Kavanagh	San Diego Seals	9	2
1st	CJ Kirst	Toronto Rock	15	2
1st	Noah Manning	Calgary Roughnecks	13	2
1st	Nolan Byrne	Georgia Swarm	15	2
5th	Connor Nock	Colorado Mammoth	15	1

SHOOTING PERCENTAGE

RANK	NAME	TEAM	GP	G	SHOTS	PCT
1st	Marquez White	San Diego Seals	3	1	1	100%
1st	Ben Kromer	Philadelphia Wings	6	1	1	100%
3rd	Michael Grace	Georgia Swarm	15	6	17	35%
4th	Carter Cook	Calgary Roughnecks	7	1	3	33%
5th	Connor Nock	Colorado Mammoth	15	2	7	29%

SHOTS ON GOAL

RANK	NAME	TEAM	GP	SOG
1st	CJ Kirst	Toronto Rock	15	130
2nd	Owen Hiltz	Toronto Rock	15	112
3rd	Braedon Saris	Colorado Mammoth	14	98
4th	Nolan Byrne	Georgia Swarm	15	97
5th	Pat Kavanagh	San Diego Seals	9	63

GAME WINNING GOALS

RANK	NAME	TEAM	GP	GWG
1st	Owen Hiltz	Toronto Rock	15	2
2nd	CJ Kirst	Toronto Rock	15	1
2nd	Braedon Saris	Colorado Mammoth	14	1
2nd	Nolan Byrne	Georgia Swarm	15	1

SHOTS WIDE

RANK	NAME	TEAM	GP	SW
1st	Nolan Byrne	Georgia Swarm	15	61
2nd	CJ Kirst	Toronto Rock	15	52
3rd	Owen Hiltz	Toronto Rock	15	47
4th	Pat Kavanagh	San Diego Seals	9	30
5th	Dalton Young	Philadelphia Wings	10	21

FORCED TURNOVERS

RANK	NAME	TEAM	GP	FT
1st	Michael Grace	Georgia Swarm	15	26
2nd	CJ Kirst	Toronto Rock	15	16
3rd	Hugh Kelleher	Toronto Rock	15	14
4th	Sam English	Toronto Rock	13	12
5th	Connor Nock	Colorado Mammoth	15	10

EFFECTIVE PASSES

RANK	NAME	TEAM	GP	EP
1st	CJ Kirst	Toronto Rock	15	551
2nd	Braedon Saris	Colorado Mammoth	14	454
3rd	Noah Manning	Calgary Roughnecks	13	440
4th	Nolan Byrne	Georgia Swarm	15	434
5th	Owen Hiltz	Toronto Rock	15	381

FACE OFF WINS

RANK	NAME	TEAM	GP	FOW	PCT
1st	Carter Cook	Calgary Roughnecks	7	1	100%
2nd	Matthew Paolatto	Colorado Mammoth	15	221	59%
3rd	Bo Columbus	Philadelphia Wings	10	106	47%
4th	Jeremi Phoenix-Lefebvre	Georgia Swarm	1	3	33%
5th	Ben Trumble	Georgia Swarm	15	49	24%

LOOSEBALLS

RANK	NAME	TEAM	GP	LB
1st	Matthew Paolatto	Colorado Mammoth	15	124
2nd	Sam English	Toronto Rock	13	105
3rd	Michael Grace	Georgia Swarm	15	92
4th	CJ Kirst	Toronto Rock	15	76
5th	Nolan Byrne	Georgia Swarm	15	73

SHOTS BLOCKED

RANK	NAME	TEAM	GP	SB
1st	Connor Nock	Colorado Mammoth	15	9
1st	Ari Stevens	Colorado Mammoth	14	9
3rd	several tied at			4

TOUCHES

RANK	NAME	TEAM	GP	TCH
1st	CJ Kirst	Toronto Rock	15	768
2nd	Nolan Byrne	Georgia Swarm	15	655
3rd	Braedon Saris	Colorado Mammoth	14	585
4th	Owen Hiltz	Toronto Rock	15	569
5th	Noah Manning	Calgary Roughnecks	13	531



NATIONAL LACROSSE LEAGUE



2025-26 NATIONAL LACROSSE LEAGUE SEASON
DEFENSEMAN LEADERS REPORT

DETAILS
Document Created: Apr 3, 2026, 4:43:49 PM

LEGEND
R Rookie

POINTS

RANK	NAME	TEAM	GP	G	A	PTS
1st	Zach Currier	San Diego Seals	14	14	22	36
2nd	Dalton Young	Philadelphia Wings	10	12	18	30
2nd	Jordan MacIntosh	Georgia Swarm	15	10	20	30
4th	Ryan Terefenko	Halifax Thunderbirds	15	4	19	23
5th	Sam English	Toronto Rock	13	7	14	21
6th	Jake Boudreau	Saskatchewan Rush	16	6	14	20
7th	Nick Weiss	Buffalo Bandits	13	5	11	16
7th	Mike Messenger	Saskatchewan Rush	16	7	9	16
7th	Connor Kirst	Las Vegas Desert Dogs	13	6	10	16
10th	Steve Priolo	Buffalo Bandits	15	5	10	15
10th	Shane Simpson	Vancouver Warriors	13	7	8	15
10th	Jalen Chaster	Colorado Mammoth	14	5	10	15
13th	Michael Grace	Georgia Swarm	15	6	8	14
13th	Latrell Harris	Toronto Rock	13	2	12	14
13th	Jackson Nishimura	Oshawa Firewolves	15	6	8	14
16th	Ryan Barnable	Saskatchewan Rush	16	5	8	13
16th	Owen Grant	Vancouver Warriors	15	3	10	13
16th	Tim Edwards	Colorado Mammoth	15	4	9	13
16th	Reid Bowering	Vancouver Warriors	15	2	11	13
16th	Harrison Matsuoka	Calgary Roughnecks	15	2	11	13

PENALTY MINORS

RANK	NAME	TEAM	GP	MINORS
1st	Ari Stevens	Colorado Mammoth	14	15
2nd	Warren Jeffrey	Colorado Mammoth	14	13
3rd	Brad Kri	Toronto Rock	15	12
3rd	Jake Withers	Halifax Thunderbirds	15	12
3rd	Eli Salama	Calgary Roughnecks	15	12

POWER PLAY GOALS

RANK	NAME	TEAM	GP	PPG
1st	Jake Boudreau	Saskatchewan Rush	16	2
2nd	several tied at			1

POWER PLAY ASSISTS

RANK	NAME	TEAM	GP	PPA
1st	Jalen Chaster	Colorado Mammoth	14	3
2nd	Dalton Young	Philadelphia Wings	10	2
2nd	Ryan Terefenko	Halifax Thunderbirds	15	2
4th	several tied at			1

POWER PLAY POINTS

RANK	NAME	TEAM	GP	PP PTS
1st	Jalen Chaster	Colorado Mammoth	14	4
2nd	Dalton Young	Philadelphia Wings	10	3
3rd	Jake Boudreau	Saskatchewan Rush	16	2
3rd	Ryan Terefenko	Halifax Thunderbirds	15	2
5th	several tied at			1

SHOTS

RANK	NAME	TEAM	GP	SHOTS
1st	Zach Currier	San Diego Seals	14	89
2nd	Dalton Young	Philadelphia Wings	10	69
3rd	Jordan MacIntosh	Georgia Swarm	15	60
4th	Sam English	Toronto Rock	13	57
5th	Jalen Chaster	Colorado Mammoth	14	35

GOALS

RANK	NAME	TEAM	GP	G
1st	Zach Currier	San Diego Seals	14	14
2nd	Dalton Young	Philadelphia Wings	10	12
3rd	Jordan MacIntosh	Georgia Swarm	15	10
4th	several tied at			7

ASSISTS

RANK	NAME	TEAM	GP	A
1st	Zach Currier	San Diego Seals	14	22
2nd	Jordan MacIntosh	Georgia Swarm	15	20
3rd	Ryan Terefenko	Halifax Thunderbirds	15	19
4th	Dalton Young	Philadelphia Wings	10	18
5th	several tied at			14

PENALTY MINUTES

RANK	NAME	TEAM	GP	PIM
1st	Patrick Kaschalk	Oshawa Firewolves	15	49
2nd	Jackson Suboch	Vancouver Warriors	13	39
3rd	Elijah Gash	Toronto Rock	15	38
4th	Liam Patten	Philadelphia Wings	16	35
5th	Brad Kri	Toronto Rock	15	34

PENALTY MAJORS

RANK	NAME	TEAM	GP	MAJORS
1st	Patrick Kaschalk	Oshawa Firewolves	15	3
2nd	Jeremy Thompson	Rochester Knighthawks	14	2
2nd	Elijah Gash	Toronto Rock	15	2
4th	several tied at			1

SHORT HANDED GOALS

RANK	NAME	TEAM	GP	SHG
1st	Ryan Barnable	Saskatchewan Rush	16	2
1st	Jake Boudreau	Saskatchewan Rush	16	2
1st	Ryan Dilks	Vancouver Warriors	15	2
1st	Ryan Terefenko	Halifax Thunderbirds	15	2
5th	several tied at			1

SHORT HANDED ASSISTS

RANK	NAME	TEAM	GP	SHA
1st	Tyson Bell	Halifax Thunderbirds	15	3
2nd	several tied at			2

SHORT HANDED POINTS

RANK	NAME	TEAM	GP	SH PTS
1st	Jake Boudreau	Saskatchewan Rush	16	4
1st	Tyson Bell	Halifax Thunderbirds	15	4
1st	Ryan Terefenko	Halifax Thunderbirds	15	4
4th	Ryan Dilks	Vancouver Warriors	15	3
4th	Matt Hossack	Saskatchewan Rush	16	3

SHOOTING PERCENTAGE

RANK	NAME	TEAM	GP	G	SHOTS	PCT
1st	Marquez White	San Diego Seals	3	1	1	100%
1st	Sheldon Burns	Las Vegas Desert Dogs	4	1	1	100%
1st	Eli Gobrecht	San Diego Seals	14	1	1	100%
1st	Ben Kromer	Philadelphia Wings	6	1	1	100%
5th	several tied at					67%

SHOTS ON GOAL

RANK	NAME	TEAM	GP	SOG
1st	Zach Currier	San Diego Seals	14	63
2nd	Dalton Young R	Philadelphia Wings	10	48
3rd	Jordan MacIntosh	Georgia Swarm	15	45
4th	Sam English R	Toronto Rock	13	43
5th	Jalen Chaster	Colorado Mammoth	14	25

GAME WINNING GOALS

RANK	NAME	TEAM	GP	GWG
1st	several tied at			1

SHOTS WIDE

RANK	NAME	TEAM	GP	SW
1st	Zach Currier	San Diego Seals	14	26
2nd	Dalton Young R	Philadelphia Wings	10	21
3rd	Jordan MacIntosh	Georgia Swarm	15	15
4th	Sam English R	Toronto Rock	13	14
5th	Matt Hossack	Saskatchewan Rush	16	12

FORCED TURNOVERS

RANK	NAME	TEAM	GP	FT
1st	Callum Jones	Ottawa Black Bears	16	30
2nd	Matt Hossack	Saskatchewan Rush	16	29
3rd	Brad Kri	Toronto Rock	15	27
4th	Michael Grace R	Georgia Swarm	15	26
5th	Nick Chaykowsky	Oshawa Firewolves	14	25

EFFECTIVE PASSES

RANK	NAME	TEAM	GP	EP
1st	Zach Currier	San Diego Seals	14	549
2nd	Ryan Terefenko	Halifax Thunderbirds	15	400
3rd	Jordan MacIntosh	Georgia Swarm	15	326
4th	Dalton Young R	Philadelphia Wings	10	308
5th	Mike Messenger	Saskatchewan Rush	16	254

FACE OFF WINS

RANK	NAME	TEAM	GP	FWO	PCT
1st	Jake Saunders	Ottawa Black Bears	12	1	100%
1st	Carter Cook R	Calgary Roughnecks	7	1	100%
3rd	Trevor Baptiste	San Diego Seals	14	258	75%
4th	Jake Withers	Halifax Thunderbirds	15	260	73%
5th	Tim Edwards	Colorado Mammoth	15	2	67%

LOOSEBALLS

RANK	NAME	TEAM	GP	LB
1st	Jake Withers	Halifax Thunderbirds	15	192
2nd	Zach Currier	San Diego Seals	14	162
3rd	Callum Jones	Ottawa Black Bears	16	156
4th	Justin Inacio	Calgary Roughnecks	15	133
5th	several tied at			124

SHOTS BLOCKED

RANK	NAME	TEAM	GP	SB
1st	Paul Dawson	Buffalo Bandits	15	32
2nd	Mike Messenger	Saskatchewan Rush	16	27
3rd	Mitch de Snoo	Buffalo Bandits	11	25
4th	Robert Hope	Colorado Mammoth	15	22
5th	Reid Bowering	Vancouver Warriors	15	18

TOUCHES

RANK	NAME	TEAM	GP	TCH
1st	Zach Currier	San Diego Seals	14	677
2nd	Ryan Terefenko	Halifax Thunderbirds	15	448
3rd	Jordan MacIntosh	Georgia Swarm	15	414
4th	Dalton Young R	Philadelphia Wings	10	410
5th	Sam English R	Toronto Rock	13	308



NATIONAL LACROSSE LEAGUE



2025-26 NATIONAL LACROSSE LEAGUE SEASON
PENALTY MINUTE REPORT

DETAILS
Document Created: Apr 3, 2026, 4:43:49 PM

PENALTY MINUTE RECORD

TEAM	GP	PIM	AVG	MINORS	MAJORS	10 MIN MISC	GAME MISC	MATCH
Halifax Thunderbirds	15	269	17.9	97	5	5		
Oshawa Firewolves	15	220	14.7	65	6	4	2	
Rochester Knighthawks	14	211	15.1	58	5	2	2	3
Colorado Mammoth	15	196	13.1	83	4		1	
Calgary Roughnecks	15	194	12.9	67	6	1	2	
San Diego Seals	14	187	13.4	86	3			
Vancouver Warriors	15	187	12.5	71	3	2	1	
Ottawa Black Bears	16	182	11.4	61	6	2	1	
Philadelphia Wings	16	180	11.3	75	2	1	1	
Saskatchewan Rush	16	163	10.2	59	3	3		
Toronto Rock	15	162	10.8	61	2	1	2	
Buffalo Bandits	15	161	10.7	73	3			
Georgia Swarm	15	151	10.1	63	3	1		
Las Vegas Desert Dogs	14	149	10.6	57	1	3		
TOTALS	210	2612	12.4	976	52	25	12	3



NATIONAL LACROSSE LEAGUE



2025-26 NATIONAL LACROSSE LEAGUE SEASON
HOME AND AWAY REPORT

DETAILS
Document Created: Apr 3, 2026, 4:43:49 PM

RANK	TEAM	GP	HOME					AWAY				
			GP	W	L	GF	GA	GP	W	L	GF	GA
1st	Vancouver Warriors	15	7	4	3	78	75	8	7	1	92	63
2nd	Saskatchewan Rush	16	7	6	1	75	59	9	5	4	110	95
3rd	Georgia Swarm	15	7	4	3	74	69	8	6	2	82	60
4th	Colorado Mammoth	15	8	6	2	105	87	7	4	3	67	64
5th	Buffalo Bandits	15	7	4	3	82	76	8	5	3	82	84
6th	Toronto Rock	15	8	5	3	95	89	7	4	3	74	76
7th	Ottawa Black Bears	16	8	4	4	91	95	8	4	4	82	86
8th	Las Vegas Desert Dogs	14	8	5	3	100	96	6	2	4	76	79
9th	Rochester Knighthawks	14	8	3	5	84	100	6	3	3	87	82
10th	San Diego Seals	14	8	2	6	71	87	6	4	2	70	60
11th	Halifax Thunderbirds	15	7	2	5	69	70	8	4	4	84	88
12th	Calgary Roughnecks	15	7	2	5	64	81	8	2	6	91	99
13th	Oshawa Firewolves	15	7	3	4	73	77	8	1	7	77	104
14th	Philadelphia Wings	16	8	2	6	70	87	8	2	6	74	91
TOTAL		210	105	52	53	1131	1148	105	53	52	1148	1131































NATIONAL LACROSSE LEAGUE



2025-26 NATIONAL LACROSSE LEAGUE SEASON
TEAM VS TEAM REPORT

DETAILS
Document Created: Apr 3, 2026, 4:43:49 PM

														
	BUF	CGY	COL	GA	HFX	LV	OSH	OTT	PHI	ROC	SD	SSK	TOR	VAN
		1 - 0	1 - 1	1 - 0	1 - 1	1 - 0	0 - 0	0 - 1	0 - 1	0 - 1	1 - 0	2 - 0	1 - 0	0 - 1
	0 - 1		0 - 1	0 - 2	0 - 1	0 - 1	0 - 0	1 - 1	1 - 0	1 - 0	1 - 0	0 - 2	0 - 1	0 - 1
	1 - 1	1 - 0		1 - 1	1 - 0	1 - 0	1 - 0	0 - 1	0 - 1	1 - 0	1 - 0	0 - 0	1 - 1	1 - 0
	0 - 1	2 - 0	1 - 1		2 - 0	1 - 0	1 - 0	1 - 0	1 - 1	0 - 0	0 - 0	0 - 1	1 - 0	0 - 1
	1 - 1	1 - 0	0 - 1	0 - 2		1 - 0	1 - 1	1 - 0	1 - 0	0 - 0	0 - 1	0 - 2	0 - 1	0 - 0
	0 - 1	1 - 0	0 - 1	0 - 1	0 - 1		1 - 0	1 - 0	1 - 0	2 - 0	0 - 0	0 - 1	1 - 0	0 - 2
	0 - 0	0 - 0	0 - 1	0 - 1	1 - 1	0 - 1		0 - 2	2 - 0	0 - 1	0 - 1	0 - 1	1 - 1	0 - 1
	1 - 0	1 - 1	1 - 0	0 - 1	0 - 1	0 - 1	2 - 0		1 - 0	1 - 0	0 - 1	1 - 0	0 - 1	0 - 2
	1 - 0	0 - 1	1 - 0	1 - 1	0 - 1	0 - 1	0 - 2	0 - 1		0 - 2	0 - 2	0 - 1	1 - 0	0 - 0
	1 - 0	0 - 1	0 - 1	0 - 0	0 - 0	0 - 2	1 - 0	0 - 1	2 - 0		1 - 0	1 - 0	0 - 1	0 - 2
	0 - 1	0 - 1	0 - 1	0 - 0	1 - 0	0 - 0	1 - 0	1 - 0	2 - 0	0 - 1		0 - 2	0 - 1	1 - 1
	0 - 2	2 - 0	0 - 0	1 - 0	2 - 0	1 - 0	1 - 0	0 - 1	1 - 0	0 - 1	2 - 0		0 - 1	1 - 0
	0 - 1	1 - 0	1 - 1	0 - 1	1 - 0	0 - 1	1 - 1	1 - 0	0 - 1	1 - 0	1 - 0	1 - 0		1 - 0
	1 - 0	1 - 0	0 - 1	1 - 0	0 - 0	2 - 0	1 - 0	2 - 0	0 - 0	2 - 0	1 - 1	0 - 1	0 - 1	



NATIONAL LACROSSE LEAGUE



2025-26 NATIONAL LACROSSE LEAGUE SEASON
SPECIAL TEAMS REPORT

DETAILS
Document Created: Apr 3, 2026, 4:43:49 PM

OVERALL POWER PLAY RECORD

RANK	TEAM	GP	PP	PPG	PP PCT
1st	Buffalo Bandits	15	42	24	57%
2nd	Saskatchewan Rush	16	71	37	52%
3rd	Rochester Knighthawks	14	58	30	52%
4th	Vancouver Warriors	15	67	33	49%
5th	Ottawa Black Bears	16	67	33	49%
6th	Colorado Mammoth	15	61	30	49%
7th	Las Vegas Desert Dogs	14	45	22	49%
8th	Toronto Rock	15	44	21	48%
9th	Halifax Thunderbirds	15	64	29	45%
10th	Philadelphia Wings	16	62	25	40%
11th	San Diego Seals	14	71	28	39%
12th	Georgia Swarm	15	64	25	39%
13th	Oshawa Firewolves	15	62	23	37%
14th	Calgary Roughnecks	15	64	23	36%

OVERALL PENALTY KILLING RECORD

RANK	TEAM	GP	SH	PPGA	PK PCT
1st	Vancouver Warriors	15	64	19	70%
2nd	Georgia Swarm	15	56	21	62%
3rd	Buffalo Bandits	15	58	22	62%
4th	Saskatchewan Rush	16	54	21	61%
5th	San Diego Seals	14	73	29	60%
6th	Halifax Thunderbirds	15	88	37	58%
7th	Colorado Mammoth	15	77	37	52%
8th	Philadelphia Wings	16	54	26	52%
9th	Toronto Rock	15	53	27	49%
10th	Las Vegas Desert Dogs	14	47	24	49%
11th	Calgary Roughnecks	15	57	30	47%
12th	Oshawa Firewolves	15	51	27	47%
13th	Ottawa Black Bears	16	56	32	43%
14th	Rochester Knighthawks	14	54	31	43%

OVERALL SHORT HANDED GOALS FOR

RANK	TEAM	GP	SHG
1st	Vancouver Warriors	15	12
2nd	Halifax Thunderbirds	15	12
3rd	Saskatchewan Rush	16	10
4th	Colorado Mammoth	15	7
5th	Ottawa Black Bears	16	7
6th	Buffalo Bandits	15	6
7th	Georgia Swarm	15	6
8th	Philadelphia Wings	16	6
9th	Oshawa Firewolves	15	6
10th	Toronto Rock	15	4
11th	Calgary Roughnecks	15	4
12th	Las Vegas Desert Dogs	14	4
13th	San Diego Seals	14	3
14th	Rochester Knighthawks	14	3

OVERALL SHORT HANDED GOALS AGAINST

RANK	TEAM	GP	SHGA
1st	Colorado Mammoth	15	3
2nd	Buffalo Bandits	15	4
3rd	Toronto Rock	15	5
4th	Calgary Roughnecks	15	5
5th	Saskatchewan Rush	16	5
6th	Ottawa Black Bears	16	5
7th	Las Vegas Desert Dogs	14	5
8th	Vancouver Warriors	15	6
9th	Halifax Thunderbirds	15	6
10th	San Diego Seals	14	7
11th	Philadelphia Wings	16	8
12th	Oshawa Firewolves	15	8
13th	Georgia Swarm	15	9
14th	Rochester Knighthawks	14	14



NATIONAL LACROSSE LEAGUE



2025-26 NATIONAL LACROSSE LEAGUE SEASON
GOALS FOR/AGAINST REPORT

DETAILS
Document Created: Apr 3, 2026, 4:43:49 PM

GOALS FOR PER GAME

RANK	TEAM	GP	GF	GF/GAME
1st	Las Vegas Desert Dogs	14	176	12.57
2nd	Rochester Knighthawks	14	171	12.21
3rd	Saskatchewan Rush	16	185	11.56
4th	Colorado Mammoth	15	172	11.47
5th	Vancouver Warriors	15	170	11.33
6th	Toronto Rock	15	169	11.27
7th	Buffalo Bandits	15	164	10.93
8th	Ottawa Black Bears	16	173	10.81
9th	Georgia Swarm	15	156	10.40
10th	Calgary Roughnecks	15	155	10.33
11th	Halifax Thunderbirds	15	153	10.20
12th	San Diego Seals	14	141	10.07
13th	Oshawa Firewolves	15	150	10.00
14th	Philadelphia Wings	16	144	9.00

GOALS AGAINST PER GAME

RANK	TEAM	GP	GA	GA/GAME
1st	Georgia Swarm	15	129	8.60
2nd	Vancouver Warriors	15	138	9.20
3rd	Saskatchewan Rush	16	154	9.63
4th	Colorado Mammoth	15	151	10.07
5th	San Diego Seals	14	147	10.50
6th	Halifax Thunderbirds	15	158	10.53
7th	Buffalo Bandits	15	160	10.67
8th	Toronto Rock	15	165	11.00
9th	Philadelphia Wings	16	178	11.13
10th	Ottawa Black Bears	16	181	11.31
11th	Calgary Roughnecks	15	180	12.00
12th	Oshawa Firewolves	15	181	12.07
13th	Las Vegas Desert Dogs	14	175	12.50
14th	Rochester Knighthawks	14	182	13.00



NATIONAL LACROSSE LEAGUE



2025-26 NATIONAL LACROSSE LEAGUE SEASON
SHOTS FOR/AGAINST REPORT

DETAILS
Document Created: Apr 3, 2026, 4:43:49 PM

SHOTS FOR PER GAME

RANK	TEAM	GP	SF	SF/GAME
1st	San Diego Seals	14	1134	81.00
2nd	Rochester Knighthawks	14	1109	79.21
3rd	Oshawa Firewolves	15	1125	75.00
4th	Halifax Thunderbirds	15	1124	74.93
5th	Saskatchewan Rush	16	1197	74.81
6th	Georgia Swarm	15	1113	74.20
7th	Toronto Rock	15	1097	73.13
8th	Calgary Roughnecks	15	1092	72.80
9th	Colorado Mammoth	15	1091	72.73
10th	Las Vegas Desert Dogs	14	1018	72.71
11th	Ottawa Black Bears	16	1157	72.31
12th	Buffalo Bandits	15	1068	71.20
13th	Philadelphia Wings	16	1054	65.88
14th	Vancouver Warriors	15	982	65.47

SHOTS AGAINST PER GAME

RANK	TEAM	GP	SA	SA/GAME
1st	San Diego Seals	14	915	65.36
2nd	Saskatchewan Rush	16	1099	68.69
3rd	Ottawa Black Bears	16	1140	71.25
4th	Halifax Thunderbirds	15	1085	72.33
5th	Georgia Swarm	15	1089	72.60
6th	Buffalo Bandits	15	1092	72.80
7th	Toronto Rock	15	1093	72.87
8th	Oshawa Firewolves	15	1095	73.00
9th	Colorado Mammoth	15	1109	73.93
10th	Calgary Roughnecks	15	1114	74.27
11th	Rochester Knighthawks	14	1055	75.36
12th	Vancouver Warriors	15	1135	75.67
13th	Las Vegas Desert Dogs	14	1073	76.64
14th	Philadelphia Wings	16	1267	79.19



NATIONAL LACROSSE LEAGUE



2025-26 NATIONAL LACROSSE LEAGUE SEASON
STREAKS REPORT

DETAILS
Document Created: Apr 3, 2026, 4:43:49 PM

Current

WINS

RANK	TEAM	STREAK	START	END
1st	Buffalo Bandits	5W	Feb 27	
2nd	Las Vegas Desert Dogs	3W	Mar 15	
3rd	Vancouver Warriors	2W	Mar 14	
4th	Georgia Swarm	2W	Mar 20	
	several tied at	1W		

HOME WINS

RANK	TEAM	STREAK	START	END
1st	Buffalo Bandits	2W	Feb 27	
2nd	Las Vegas Desert Dogs	2W	Mar 15	
	several tied at	1W		

ROAD WINS

RANK	TEAM	STREAK	START	END
1st	Georgia Swarm	6W	Dec 27	
2nd	Vancouver Warriors	3W	Feb 27	
3rd	Buffalo Bandits	3W	Feb 28	
	several tied at	1W		

LOSSES

RANK	TEAM	STREAK	START	END
1st	San Diego Seals	4L	Feb 27	
2nd	Ottawa Black Bears	3L	Mar 14	
3rd	Saskatchewan Rush	2L	Mar 20	
4th	Calgary Roughnecks	2L	Mar 21	
	several tied at	1L		

HOME LOSSES

RANK	TEAM	STREAK	START	END
1st	Rochester Knighthawks	2L	Mar 08	
2nd	San Diego Seals	2L	Mar 01	
	several tied at	1L		

AWAY LOSSES

RANK	TEAM	STREAK	START	END
1st	Saskatchewan Rush	3L	Feb 27	
	several tied at	2L		

Season

WINS

RANK	TEAM	STREAK	START	END
1st	Saskatchewan Rush	9W	Dec 20	Feb 27
2nd	Colorado Mammoth	7W	Jan 03	Feb 20
3rd	Georgia Swarm	6W	Jan 16	Feb 28
4th	Buffalo Bandits	5W	Feb 27	
5th	Ottawa Black Bears	4W	Feb 07	Mar 14

HOME WINS

RANK	TEAM	STREAK	START	END
1st	Saskatchewan Rush	6W	Dec 06	Mar 28
2nd	Colorado Mammoth	5W	Jan 03	Mar 07
3rd	Toronto Rock	3W	Jan 31	Feb 28
	several tied at	2W		

ROAD WINS

RANK	TEAM	STREAK	START	END
1st	Georgia Swarm	6W	Dec 27	
2nd	Saskatchewan Rush	5W	Dec 27	Feb 27
3rd	Vancouver Warriors	4W	Dec 19	Feb 14
4th	San Diego Seals	4W	Nov 29	Feb 27
	several tied at	3W		

LOSSES

RANK	TEAM	STREAK	START	END
1st	Oshawa Firewolves	6L	Jan 17	Mar 08
2nd	Philadelphia Wings	6L	Dec 20	Feb 07
3rd	Halifax Thunderbirds	5L	Jan 10	Feb 28
	several tied at	4L		

HOME LOSSES

RANK	TEAM	STREAK	START	END
1st	Philadelphia Wings	6L	Jan 09	Mar 29
2nd	Halifax Thunderbirds	4L	Dec 27	Mar 07
	several tied at	3L		

AWAY LOSSES

RANK	TEAM	STREAK	START	END
1st	Oshawa Firewolves	7L	Dec 05	Mar 08
2nd	Philadelphia Wings	4L	Dec 20	Feb 07
3rd	Saskatchewan Rush	3L	Feb 27	
4th	Las Vegas Desert Dogs	3L	Jan 03	Mar 21
	several tied at	2L		



NATIONAL LACROSSE LEAGUE



2025-26 NATIONAL LACROSSE LEAGUE SEASON
INDIVIDUAL GAME HIGH REPORT

DETAILS
Document Created: Apr 3, 2026, 4:43:49 PM

LEGEND
R Rookie

GOALS

RANK	NAME	TEAM	GAME	G
1st	Tye Kurtz	Oshawa Firewolves	OSH vs HFX, Jan 10	7
1st	Curtis Dickson	Vancouver Warriors	VAN vs ROC, Feb 07	7
1st	Andrew Kew	Colorado Mammoth	COL vs BUF, Jan 31	7
4th	several tied at			6

POINTS

RANK	NAME	TEAM	GAME	PTS
1st	Keegan Bal	Vancouver Warriors	VAN vs ROC, Jan 31	12
1st	Ryan Keenan	Saskatchewan Rush	SSK vs LV, Jan 09	12
3rd	several tied at			11

POWER PLAY GOALS

RANK	NAME	TEAM	GAME	PPG
1st	several tied at			3

SHORT HANDED GOALS

RANK	NAME	TEAM	GAME	SHG
1st	several tied at			1

SAVES

RANK	NAME	TEAM	GAME	SV
1st	Rylan Hartley	Rochester Knighthawks	ROC vs SD, Dec 14	59
2nd	Frank Scigliano	Saskatchewan Rush	SSK vs OTT, Dec 12	54
3rd	Nick Damude	Philadelphia Wings	PHI vs COL, Dec 13	53
4th	Thomas Kiazzyk	Saskatchewan Rush	SSK vs ROC, Feb 28	52
5th	Aden Walsh	Calgary Roughnecks	CGY vs ROC, Mar 08	51

LOOSE BALLS

RANK	NAME	TEAM	GAME	LB
1st	Jake Withers	Halifax Thunderbirds	HFX vs LV, Mar 07	23
2nd	Jake Withers	Halifax Thunderbirds	HFX vs GA, Mar 20	22
3rd	Mitch de Snoo	Buffalo Bandits	BUF vs SD, Mar 21	20
3rd	Jake Withers	Halifax Thunderbirds	HFX vs OSH, Jan 10	20
5th	Justin Inacio	Calgary Roughnecks	CGY vs SSK, Dec 06	19

FACEOFF WINS

RANK	NAME	TEAM	GAME	FOW
1st	Jake Withers	Halifax Thunderbirds	HFX vs GA, Mar 20	35
2nd	Jake Naso	Saskatchewan Rush	SSK vs LV, Jan 09	29
3rd	Trevor Baptiste	San Diego Seals	SD vs OTT, Nov 29	28
4th	several tied at			26

ASSISTS

RANK	NAME	TEAM	GAME	A
1st	Keegan Bal	Vancouver Warriors	VAN vs ROC, Jan 31	10
2nd	Mark Matthews	Toronto Rock	TOR vs OTT, Jan 31	9
2nd	Connor Fields	Rochester Knighthawks	ROC vs OSH, Mar 28	9
2nd	Jeff Teat	Ottawa Black Bears	OTT vs PHI, Dec 27	9
2nd	Ryan Lanchbury	Rochester Knighthawks	ROC vs OSH, Mar 28	9

PENALTY MINUTES

RANK	NAME	TEAM	GAME	PIM
1st	Patrick Kaschalk	Oshawa Firewolves	OSH vs PHI, Mar 08	20
2nd	Dawson Theede	Oshawa Firewolves	OSH vs PHI, Mar 13	19
3rd	Colton Armstrong	Halifax Thunderbirds	HFX vs OSH, Jan 10	16
4th	several tied at			15

POWER PLAY ASSISTS

RANK	NAME	TEAM	GAME	PPA
1st	Keegan Bal	Vancouver Warriors	VAN vs CGY, Jan 09	5
1st	Keegan Bal	Vancouver Warriors	VAN vs ROC, Jan 31	5
3rd	several tied at			4

SHORT HANDED ASSISTS

RANK	NAME	TEAM	GAME	SHA
1st	Jesse King	Vancouver Warriors	VAN vs CGY, Jan 09	2
1st	Tyson Bell	Halifax Thunderbirds	HFX vs LV, Mar 07	2
1st	Tyler Pace	Calgary Roughnecks	CGY vs TOR, Dec 13	2
1st	Marcus Klarich	Vancouver Warriors	VAN vs COL, Nov 29	2
5th	several tied at			1

GOALS ALLOWED

RANK	NAME	TEAM	GAME	GA
1st	Zach Higgins	Ottawa Black Bears	OTT vs TOR, Jan 31	17
2nd	Doug Jamieson	Oshawa Firewolves	OSH vs ROC, Mar 28	16
3rd	several tied at			15

CAUSED TURNOVERS

RANK	NAME	TEAM	GAME	FT
1st	Callum Jones	Ottawa Black Bears	OTT vs HFX, Jan 09	6
2nd	Tyson Bell	Halifax Thunderbirds	HFX vs OTT, Jan 09	5
2nd	Matt Hossack	Saskatchewan Rush	SSK vs TOR, Mar 20	5
2nd	Drew Belgrave	Las Vegas Desert Dogs	LV vs PHI, Jan 17	5
2nd	Elijah Gash	Toronto Rock	TOR vs OTT, Jan 31	5

FACEOFF WIN PCT

RANK	NAME	TEAM	GAME	PCT
1st	Jake Saunders	Ottawa Black Bears	OTT vs VAN, Mar 20	100%
1st	Taylor Jensen	Calgary Roughnecks	CGY vs ROC, Mar 08	100%
1st	Carter Cook	Calgary Roughnecks	CGY vs OTT, Feb 07	100%
1st	Brad Kri	Toronto Rock	TOR vs ROC, Jan 17	100%
1st	Brad Kri	Oshawa Firewolves	OSH vs TOR, Feb 07	100%



NATIONAL LACROSSE LEAGUE



2025-26 NATIONAL LACROSSE LEAGUE SEASON
TEAM GAME HIGH REPORT

DETAILS
Document Created: Apr 3, 2026, 4:43:49 PM

GOALS

RANK	TEAM	GAME	G
1st	Saskatchewan Rush	SSK vs LV, Jan 09	21
2nd	Colorado Mammoth	COL vs BUF, Jan 31	20
3rd	Georgia Swarm	GA vs CGY, Jan 16	19
4th	Colorado Mammoth	COL vs ROC, Jan 03	18
4th	Rochester Knighthawks	ROC vs OSH, Mar 28	18

ASSISTS

RANK	TEAM	GAME	A
1st	Saskatchewan Rush	SSK vs LV, Jan 09	34
2nd	Rochester Knighthawks	ROC vs OSH, Mar 28	33
3rd	Georgia Swarm	GA vs CGY, Jan 16	32
4th	several tied at		29

POINTS

RANK	TEAM	GAME	PTS
1st	Saskatchewan Rush	SSK vs LV, Jan 09	55
2nd	Georgia Swarm	GA vs CGY, Jan 16	51
2nd	Rochester Knighthawks	ROC vs OSH, Mar 28	51
4th	Colorado Mammoth	COL vs BUF, Jan 31	49
5th	several tied at		46

PENALTY MINUTES

RANK	TEAM	GAME	PIM
1st	Halifax Thunderbirds	HFX vs OSH, Jan 10	78
2nd	Oshawa Firewolves	OSH vs HFX, Jan 10	62
3rd	Rochester Knighthawks	ROC vs VAN, Jan 31	50
4th	Saskatchewan Rush	SSK vs OTT, Dec 12	44
5th	several tied at		43

MINORS

RANK	TEAM	GAME	MINORS
1st	Halifax Thunderbirds	HFX vs OSH, Jan 10	14
2nd	San Diego Seals	SD vs CGY, Jan 03	12
3rd	Oshawa Firewolves	OSH vs HFX, Jan 10	11
4th	Rochester Knighthawks	ROC vs VAN, Jan 31	10
4th	Oshawa Firewolves	OSH vs PHI, Mar 13	10

MAJORS

RANK	TEAM	GAME	MAJORS
1st	Ottawa Black Bears	OTT vs CGY, Mar 14	3
1st	Rochester Knighthawks	ROC vs VAN, Feb 07	3
3rd	several tied at		2

POWER PLAY GOALS

RANK	TEAM	GAME	PPG
1st	Saskatchewan Rush	SSK vs SD, Feb 07	6
1st	Vancouver Warriors	VAN vs ROC, Jan 31	6
1st	Halifax Thunderbirds	HFX vs OSH, Jan 10	6
1st	Oshawa Firewolves	OSH vs HFX, Jan 10	6
5th	several tied at		5

SHORT HANDED GOALS

RANK	TEAM	GAME	SHG
1st	Colorado Mammoth	COL vs ROC, Jan 03	3
1st	Saskatchewan Rush	SSK vs ROC, Feb 28	3
1st	Vancouver Warriors	VAN vs CGY, Jan 09	3
4th	several tied at		2

SAVES

RANK	TEAM	GAME	SV
1st	Philadelphia Wings	PHI vs ROC, Jan 09	63
2nd	Rochester Knighthawks	ROC vs SD, Dec 14	59
3rd	Saskatchewan Rush	SSK vs OTT, Dec 12	54
3rd	Las Vegas Desert Dogs	LV vs CGY, Mar 28	54
5th	Philadelphia Wings	PHI vs COL, Dec 13	53

BLOCKED SHOTS

RANK	TEAM	GAME	SB
1st	Toronto Rock	TOR vs OSH, Feb 07	13
1st	Oshawa Firewolves	OSH vs HFX, Jan 10	13
3rd	several tied at		12

GOALS 1ST QUARTER

RANK	TEAM	GAME	G
1st	Las Vegas Desert Dogs	LV vs ROC, Mar 21	8
2nd	Georgia Swarm	GA vs CGY, Jan 16	7
2nd	Georgia Swarm	GA vs HFX, Mar 20	7
2nd	Vancouver Warriors	VAN vs ROC, Feb 07	7
5th	several tied at		6

SAVES 1ST QUARTER

RANK	TEAM	GAME	SV
1st	Philadelphia Wings	PHI vs ROC, Jan 09	21
2nd	Calgary Roughnecks	CGY vs SSK, Jan 30	18
2nd	Ottawa Black Bears	OTT vs ROC, Feb 14	18
4th	several tied at		17

GOALS 2ND QUARTER

RANK	TEAM	GAME	G
1st	Colorado Mammoth	COL vs BUF, Jan 31	8
2nd	Colorado Mammoth	COL vs ROC, Jan 03	7
2nd	Philadelphia Wings	PHI vs OSH, Mar 08	7
4th	several tied at		6

SAVES 2ND QUARTER

RANK	TEAM	GAME	SV
1st	Calgary Roughnecks	CGY vs SD, Jan 03	18
2nd	Saskatchewan Rush	SSK vs OTT, Dec 12	17
2nd	Philadelphia Wings	PHI vs LV, Jan 17	17
2nd	Philadelphia Wings	PHI vs SD, Jan 30	17
5th	several tied at		16

GOALS 3RD QUARTER

RANK	TEAM	GAME	G
1st	Saskatchewan Rush	SSK vs LV, Jan 09	8
2nd	Vancouver Warriors	VAN vs LV, Dec 13	7
2nd	Vancouver Warriors	VAN vs ROC, Jan 31	7
4th	Colorado Mammoth	COL vs TOR, Feb 14	6
4th	Georgia Swarm	GA vs COL, Dec 27	6

SAVES 3RD QUARTER

RANK	TEAM	GAME	SV
1st	Philadelphia Wings	PHI vs COL, Dec 13	18
1st	Oshawa Firewolves	OSH vs LV, Jan 31	18
3rd	Philadelphia Wings	PHI vs ROC, Jan 09	17
3rd	Halifax Thunderbirds	HFX vs OSH, Dec 05	17
5th	several tied at		16

GOALS 4TH QUARTER

RANK	TEAM	GAME	G
1st	Halifax Thunderbirds	HFX vs GA, Mar 20	10
2nd	Ottawa Black Bears	OTT vs OSH, Feb 28	8
2nd	Las Vegas Desert Dogs	LV vs BUF, Jan 03	8
4th	several tied at		7

SAVES 4TH QUARTER

RANK	TEAM	GAME	SV
1st	Halifax Thunderbirds	HFX vs CGY, Feb 28	20
2nd	Philadelphia Wings	PHI vs COL, Dec 13	19
3rd	Saskatchewan Rush	SSK vs OTT, Dec 12	17
4th	several tied at		16

SHOTS

RANK	TEAM	GAME	SHOTS
1st	Rochester Knighthawks	ROC vs PHI, Jan 09	104
2nd	San Diego Seals	SD vs ROC, Dec 14	100
3rd	Saskatchewan Rush	SSK vs ROC, Feb 28	96
4th	Calgary Roughnecks	CGY vs LV, Mar 28	94
5th	Halifax Thunderbirds	HFX vs GA, Mar 20	91

SHOTS 1ST QUARTER

RANK	TEAM	GAME	SHOTS
1st	Rochester Knighthawks	ROC vs PHI, Jan 09	31
2nd	San Diego Seals	SD vs OSH, Feb 14	27
3rd	Georgia Swarm	GA vs HFX, Mar 20	25
3rd	Saskatchewan Rush	SSK vs CGY, Jan 30	25
3rd	San Diego Seals	SD vs ROC, Dec 14	25

SHOTS 2ND QUARTER

RANK	TEAM	GAME	SHOTS
1st	Georgia Swarm	GA vs VAN, Mar 14	28
2nd	San Diego Seals	SD vs PHI, Jan 30	27
3rd	several tied at		26

SHOTS 3RD QUARTER

RANK	TEAM	GAME	SHOTS
1st	Las Vegas Desert Dogs	LV vs OSH, Jan 31	29
2nd	Vancouver Warriors	VAN vs OTT, Mar 20	28
3rd	several tied at		27

SHOTS 4TH QUARTER

RANK	TEAM	GAME	SHOTS
1st	Halifax Thunderbirds	HFX vs GA, Mar 20	35
2nd	Colorado Mammoth	COL vs PHI, Dec 13	30
3rd	Oshawa Firewolves	OSH vs GA, Dec 13	29
3rd	Oshawa Firewolves	OSH vs TOR, Feb 07	29
5th	several tied at		26

LOOSE BALLS

RANK	TEAM	GAME	LB
1st	Halifax Thunderbirds	HFX vs GA, Mar 20	99
2nd	Saskatchewan Rush	SSK vs LV, Jan 09	95
3rd	Saskatchewan Rush	SSK vs BUF, Mar 28	90
4th	several tied at		89

FEWEST SHOTS

RANK	TEAM	GAME	SHOTS
1st	Buffalo Bandits	BUF vs GA, Nov 29	0
1st	Toronto Rock	TOR vs OSH, Nov 28	0
1st	Oshawa Firewolves	OSH vs TOR, Nov 28	0
1st	San Diego Seals	SD vs OTT, Nov 29	0
1st	Ottawa Black Bears	OTT vs SD, Nov 29	0

FEWEST SHOTS 1ST QUARTER

RANK	TEAM	GAME	SHOTS
1st	Buffalo Bandits	BUF vs GA, Nov 29	0
1st	Toronto Rock	TOR vs OSH, Nov 28	0
1st	Oshawa Firewolves	OSH vs TOR, Nov 28	0
1st	San Diego Seals	SD vs OTT, Nov 29	0
1st	Ottawa Black Bears	OTT vs SD, Nov 29	0

FEWEST SHOTS 2ND QUARTER

RANK	TEAM	GAME	SHOTS
1st	Buffalo Bandits	BUF vs GA, Nov 29	0
1st	Toronto Rock	TOR vs OSH, Nov 28	0
1st	Oshawa Firewolves	OSH vs TOR, Nov 28	0
1st	San Diego Seals	SD vs OTT, Nov 29	0
1st	Ottawa Black Bears	OTT vs SD, Nov 29	0

FEWEST SHOTS 3RD QUARTER

RANK	TEAM	GAME	SHOTS
1st	Vancouver Warriors	VAN vs COL, Nov 29	0
1st	Toronto Rock	TOR vs OSH, Nov 28	0
1st	Oshawa Firewolves	OSH vs TOR, Nov 28	0
1st	San Diego Seals	SD vs OTT, Nov 29	0
1st	Ottawa Black Bears	OTT vs SD, Nov 29	0

FEWEST SHOTS 4TH QUARTER

RANK	TEAM	GAME	SHOTS
1st	Buffalo Bandits	BUF vs GA, Nov 29	0
1st	Toronto Rock	TOR vs OSH, Nov 28	0
1st	Oshawa Firewolves	OSH vs TOR, Nov 28	0
1st	San Diego Seals	SD vs OTT, Nov 29	0
1st	Ottawa Black Bears	OTT vs SD, Nov 29	0

CAUSED TURNOVERS

RANK	TEAM	GAME	FT
1st	Ottawa Black Bears	OTT vs HFX, Jan 09	20
2nd	Toronto Rock	TOR vs ROC, Jan 17	18
2nd	Halifax Thunderbirds	HFX vs OTT, Jan 09	18
4th	Toronto Rock	TOR vs PHI, Mar 29	17
4th	Georgia Swarm	GA vs OTT, Mar 28	17



NATIONAL LACROSSE LEAGUE



2025-26 NATIONAL LACROSSE LEAGUE SEASON
ATTENDANCE REPORT

DETAILS
Document Created: Apr 3, 2026, 4:43:49 PM

ATTENDANCE REPORT

* games with zero attendance are not included in the average attendance

RANK	TEAM	GP	GP HOME	GP ROAD	ATTENDANCE HOME	ATTENDANCE ROAD	TOTAL	HOME AVERAGE	ROAD AVERAGE
1st	Buffalo Bandits	15	7	8	128,190	71,419	199,613	18,314	8,928
2nd	Calgary Roughnecks	15	7	8	78,973	52,410	131,383	11,282	6,552
3rd	Halifax Thunderbirds	15	7	8	72,571	56,886	129,457	10,368	7,111
4th	Vancouver Warriors	15	7	8	68,350	45,256	113,606	9,765	5,657
5th	Colorado Mammoth	15	8	7	75,797	58,900	134,697	9,475	8,415
6th	Toronto Rock	15	8	7	54,411	50,200	104,611	6,802	7,172
7th	Saskatchewan Rush	16	7	9	43,850	74,357	118,207	6,265	8,262
8th	San Diego Seals	14	8	6	50,000	43,845	93,845	6,250	7,308
9th	Philadelphia Wings	16	8	8	47,863	58,887	106,750	5,983	7,361
10th	Oshawa Firewolves	15	7	8	38,310	53,648	91,958	5,473	6,706
11th	Rochester Knighthawks	14	8	6	41,763	41,794	83,557	5,221	6,966
12th	Las Vegas Desert Dogs	14	8	6	39,875	55,517	95,392	4,985	9,253
13th	Georgia Swarm	15	7	8	34,218	72,759	106,977	4,889	9,095
14th	Ottawa Black Bears	16	8	8	36,519	74,816	111,335	4,565	9,352
	TOTAL	210	105	105	810,694	810,694			



NATIONAL LACROSSE LEAGUE



2025-26 NATIONAL LACROSSE LEAGUE SEASON
PENALTY SHOTS REPORT

DETAILS
Document Created: Apr 3, 2026, 4:43:49 PM

SHOOTER	TEAM	GOALIE	TEAM	DATE	QUARTER	TIME	RESULT
Ryan Smith	Rochester Knighthawks	Christopher Origlieri	San Diego Seals	Dec 14	3	13:03	Goal
Alex Simmons	Oshawa Firewolves	Zach Higgins	Ottawa Black Bears	Jan 03	2	8:13	
Randy Staats	Halifax Thunderbirds	Christopher Origlieri	San Diego Seals	Feb 21	2	8:15	Goal
Challen Rogers	Toronto Rock	Matt Vinc	Buffalo Bandits	Feb 28	2	14:11	Goal
Challen Rogers	Toronto Rock	Christian Del Bianco	Vancouver Warriors	Mar 06	4	14:05	
Tyler Pace	Calgary Roughnecks	Dillon Ward	Colorado Mammoth	Mar 21	3	5:22	Goal



NATIONAL LACROSSE LEAGUE



2025-26 NATIONAL LACROSSE LEAGUE SEASON
TEAM SCORING BY QUARTER REPORT

DETAILS
Document Created: Apr 3, 2026, 4:43:49 PM

TEAM	Q1		Q2		Q3		Q4		OVERTIME		TOTAL	
	GF	GA	GF	GA	GF	GA	GF	GA	GF	GA	GF	GA
Buffalo Bandits	45	40	42	43	33	32	42	44	2	1	164	160
Calgary Roughnecks	32	39	41	51	35	45	47	43		2	155	180
Colorado Mammoth	38	35	55	38	39	37	40	41			172	151
Georgia Swarm	41	28	40	40	37	27	37	34	1		156	129
Halifax Thunderbirds	27	40	40	55	34	26	51	36	1	1	153	158
Las Vegas Desert Dogs	43	33	39	44	34	56	59	42	1		176	175
Oshawa Firewolves	38	34	38	40	35	42	39	64		1	150	181
Ottawa Black Bears	26	41	45	50	34	50	67	40	1		173	181
Philadelphia Wings	35	40	41	44	35	42	33	52			144	178
Rochester Knighthawks	41	51	42	49	43	35	44	47	1		171	182
San Diego Seals	37	25	37	37	35	35	32	49		1	141	147
Saskatchewan Rush	38	41	53	37	47	33	46	41	1	2	185	154
Toronto Rock	35	35	44	40	43	45	46	44	1	1	169	165
Vancouver Warriors	41	35	52	41	49	28	27	33		1	170	138
TOTALS	517	517	609	609	533	533	610	610	10	10	2279	2279



NATIONAL LACROSSE LEAGUE



2025-26 NATIONAL LACROSSE LEAGUE SEASON
TEAM SHOT ON GOAL BY QUARTER REPORT

DETAILS
Document Created: Apr 3, 2026, 4:43:49 PM

TEAM	Q1		Q2		Q3		Q4		OVERTIME		TOTAL	
	SOGF	SOGA	SOGF	SOGA	SOGF	SOGA	SOGF	SOGA	SOGF	SOGA	SOGF	SOGA
Buffalo Bandits	206	183	191	197	186	151	174	188	8	7	765	726
Calgary Roughnecks	173	202	176	205	202	179	212	198	9	9	772	793
Colorado Mammoth	209	196	212	202	186	207	170	195			777	800
Georgia Swarm	203	172	174	207	186	189	185	190	1		749	758
Halifax Thunderbirds	170	216	201	198	177	182	188	189	7	4	743	789
Las Vegas Desert Dogs	177	189	184	177	161	189	189	173	5	5	716	733
Oshawa Firewolves	173	196	197	227	196	182	212	193		2	778	800
Ottawa Black Bears	183	196	217	198	188	207	259	196	2		849	797
Philadelphia Wings	179	226	205	217	177	223	187	236			748	902
Rochester Knighthawks	204	186	202	185	197	155	189	182	4	6	796	714
San Diego Seals	218	159	205	183	178	159	170	163	2	4	773	668
Saskatchewan Rush	212	176	207	186	193	193	197	190	11	8	820	753
Toronto Rock	192	180	212	184	193	194	182	194	4	7	783	759
Vancouver Warriors	167	189	178	195	168	178	165	192	4	5	682	759
TOTALS	2666	2666	2761	2761	2588	2588	2679	2679	57	57	10751	10751



NATIONAL LACROSSE LEAGUE



2025-26 NATIONAL LACROSSE LEAGUE SEASON
 TEAM SHOT ATTEMPTS BY QUARTER REPORT

DETAILS
 Document Created: Apr 3, 2026, 4:43:49 PM

TEAM	Q1		Q2		Q3		Q4		OVERTIME		TOTAL	
	SHOTSF	SHOTS A	SHOTSF	SHOTS A	SHOTSF	SHOTS A	SHOTSF	SHOTS A	SHOTSF	SHOTS A	SHOTSF	SHOTS A
Buffalo Bandits	268	272	264	291	278	240	246	277	12	12	1068	1092
Calgary Roughnecks	258	290	257	286	275	252	288	270	14	16	1092	1114
Colorado Mammoth	280	272	304	275	257	288	250	274			1091	1109
Georgia Swarm	298	250	276	291	276	263	262	285	1		1113	1089
Halifax Thunderbirds	259	289	306	274	258	256	291	262	10	4	1124	1085
Las Vegas Desert Dogs	247	273	270	265	238	274	252	252	11	9	1018	1073
Oshawa Firewolves	254	270	278	314	285	243	307	266	1	2	1125	1095
Ottawa Black Bears	275	277	296	291	257	281	327	290	2	1	1157	1140
Philadelphia Wings	251	320	281	307	257	318	265	322			1054	1267
Rochester Knighthawks	282	264	274	265	267	262	281	254	5	10	1109	1055
San Diego Seals	293	225	290	243	281	217	267	225	3	5	1134	915
Saskatchewan Rush	300	262	307	285	281	274	290	266	19	12	1197	1099
Toronto Rock	278	242	291	278	272	286	252	277	4	10	1097	1093
Vancouver Warriors	244	281	263	292	242	270	228	286	5	6	982	1135
TOTALS	3787	3787	3957	3957	3724	3724	3806	3806	87	87	15361	15361



NATIONAL LACROSSE LEAGUE



2025-26 NATIONAL LACROSSE LEAGUE SEASON
BUFFALO BANDITS PLAYER STATISTICS REPORT

DETAILS
Document Created: Apr 3, 2026, 4:43:49 PM

BUFFALO BANDITS PLAYER STATISTICS

NO.	PLAYER	POS	GP	G	A	PTS	PIM	LB	TCH	EP	TO	CTO	BLK	FOA	FOW	FO%	PPG	PPA	SHG	SHA	GWG	SH	SH%	SOG	SOG%	SHOFF	SBLK
92	Dhane Smith	F	15	33	63	96	6	72	1353	1032	70	3	1				5	13	4	1	3	251	13%	192	76%	59	26
22	Josh Byrne	F	15	27	64	91	6	47	1042	769	51							18		2	4	222	12%	154	69%	68	10
4	Ian MacKay	F	13	20	28	48	14	65	522	358	40	5	3	2			4	4	1	1	1	124	16%	88	71%	36	8
91	Kyle Buchanan	F	15	24	20	44	2	64	576	448	28	1					6	1		1		100	24%	75	75%	25	7
1	Tehoka Nanticoke	F	15	21	13	34	23	34	466	314	31	2	1				4	1	1			121	17%	76	63%	45	6
81	Clay Scanlan	F	15	10	11	21		54	298	225	16	3					1					57	18%	43	75%	14	6
17	Ryan Benesch	F	8	8	10	18	2	9	163	99	10		1				3	3				54	15%	42	78%	12	4
20	Nick Weiss	T	13	5	11	16	17	94	243	211	13	15	6				1			2		19	26%	16	84%	3	1
23	Steve Priolo	D	15	5	10	15	22	80	241	211	10	12	16							1		20	25%	13	65%	7	2
12	Mitch de Snoo	D	11	2	7	9	4	116	191	159	17	15	25	11								15	13%	12	80%	3	
8	Dylan Robinson	D	13	3	5	8	13	67	142	128	4	7	2	6	3	50%						10	30%	6	60%	4	
25	Matt Spanger	D	9	2	4	6		24	69	63	3	1	4									3	67%	3	100%		
5	Cam Wyers	D	15	1	4	5	12	52	135	123	6	17	15							1		6	17%	5	83%	1	
18	Lukas Nielsen	F	4	1	4	5	2	8	57	35	8											14	7%	8	57%	6	2
15	Joe Resetarits	F	3	2	3	5		7	74	48	3									1	23	9%	15	65%	8	4	
26	Mike McCannell	T	8		3	3		23	54	48	2	6	3								4		1	25%	3	1	
19	Taylor Dooley	D	5		2	2		10	20	20		1	1														
48	Matt Vinc	G	15		2	2	2	10	103	97	4	1										2				2	
6	Paul Dawson	D	15		2	2	12	50	91	84	5	8	32				1		1		2		1	50%	1		
29	Mike Triolo	F	2		2	2		4	30	20	4								1		6		4	67%	2		
33	Ron John	T	4		2	2		7	27	25	2		2														
86	Coltrane Tyson	F	1		1	1	2	1	15	8	1											6		4	67%	2	
3	Thomas Whitty	T	11		1	1	2	39	82	75	7	5	9														
41	Connor Farrell	T	14		1	1	2	81	80	60	15			365	189	52%					5		4	80%	1		
77	Zack Belter	D	7				8	13	21	20	1	3	1														
46	Evan Constantopoulos	G	9						4	4																	
93	Carter Coffey	D	2					1	4	4																	
24	Kiel Matisz	T	6					38	83	77	2	4	4								4		3	75%	1		
44	Steve Orleman	G	6																								
44	Tyler Hendrycks	T	1					2	8	6	2																
	TOTALS		15	164	273	437	161	1072	6255	4771	416	110	126	384	192	50%	24	42	6	10		1068	15%	765	72%	303	77

BUFFALO BANDITS GOALIE STATISTICS

NO.	GOALIE	GP	MINS	W	L	EN	GA	GAA	SA	SVS	SV%
46	Evan Constantopoulos	9	32:27				9	16.64	26	17	0.654
48	Matt Vinc	15	878:09	9	6		150	10.25	699	549	0.785
44	Steve Orleman	6	0:36				1	100.00	1		
	TOTALS	15					160		726	566	0.780



NATIONAL LACROSSE LEAGUE



2025-26 NATIONAL LACROSSE LEAGUE SEASON
TORONTO ROCK PLAYER STATISTICS REPORT

DETAILS
Document Created: Apr 3, 2026, 4:43:49 PM

TORONTO ROCK PLAYER STATISTICS

NO.	PLAYER	POS	GP	G	A	PTS	PIM	LB	TCH	EP	TO	CTO	BLK	FOA	FOW	FO%	PPG	PPA	SHG	SHA	GWG	SH	SH%	SOG	SOG%	SHOFF	SHBLK
42	Mark Matthews	F	15	18	52	70	2	38	834	685	30		3				3	15	1	1	2	119	15%	84	71%	35	14
1	CJ Kirst	F	15	31	32	63	2	76	768	551	35	16	1				3	5	1	1	1	182	17%	130	71%	52	7
23	Challen Rogers	F	15	24	34	58	4	56	834	692	36	1					3	8	1	1		106	23%	75	71%	31	5
77	Owen Hiltz	F	15	29	26	55	16	47	569	381	29	3	1				8	5			2	159	18%	112	70%	47	13
8	Josh Dawick	F	15	18	30	48	2	49	745	573	31	2	1				4	4			1	141	13%	101	72%	40	17
21	Chris Boushy	F	15	22	17	39	4	40	554	336	48							1			3	170	13%	113	66%	57	8
15	Sam English	T	13	7	14	21	6	105	308	236	15	12	3	22	2	9%						57	12%	43	75%	14	1
25	Dan Craig	F	10	5	13	18	8	33	305	227	19	3	1									59	8%	46	78%	13	4
93	Latrell Harris	D	13	2	12	14	6	69	215	201	5	12	7	2						1		9	22%	8	89%	1	
14	Phil Mazzuca	T	11	1	7	8	2	75	135	120	7	11	10	8	5	62%						8	12%	4	50%	4	
27	Hugh Kelleher	D	15	3	4	7	6	71	143	111	11	14	3									21	14%	14	67%	7	3
55	Chris Weier	D	8		7	7	2	27	68	62	2	4	8									4		4	100%		
88	Isiah Moran-Weekes	F	4	2	4	6	2	7	56	30	8											18	11%	17	94%	1	1
20	Brad Kri	D	15		5	5	34	97	216	204	8	27	9	20	11	55%				1		4		3	75%	1	
33	Josh Jubenville	D	14	2	2	4	4	79	162	139	9	14	6	172	48	28%						14	14%	9	64%	5	3
37	Robert Hudson	T	10		4	4		28	70	64	3	5	7									3		3	100%		
81	Elijah Gash	D	15	1	2	3	38	34	57	48	3	16	6									6	17%	5	83%	1	
73	Nicholas Rowlett	T	5	1	1	2		20	18	16	1			135	58	43%						1	100%	1	100%		
66	Nick Rose	G	9		2	2		1	63	61	2																
24	Justin J. Martin	D	5	1	1	2		17	53	43	6	2	2	1					1			4	25%	2	50%	2	
44	Josh Jackson	D	3	1		1	4	11	17	12	3	3	1									2	50%	1	50%	1	
5	Zack Kearney	F	1		1	1		4	11	11		1		18	7	39%											
22	Jake Darlison	D	4		1	1	2	11	34	28	1	4										5		5	100%		
45	Lucas Hucal	D	4		1	1		17	21	19	1	1	2									1		1	100%		
91	Billy Hostrawser	D	15	1		1	14	59	98	90	4	9	10	15	3	20%						4	25%	2	50%	2	1
92	Troy Holowchuk	G	15					3	70	68	2	1															
30	Steve Orleman	G	6						7	7																	
	TOTALS		15	169	272	441	162	1074	6491	5015	379	161	81	393	134	34%	21	38	4	5		1097	15%	783	71%	314	77

TORONTO ROCK GOALIE STATISTICS

NO.	GOALIE	GP	MINS	W	L	EN	GA	GAA	SA	SVS	SV%
66	Nick Rose	9	426:41	5	2		72	10.12	364	292	0.802
92	Troy Holowchuk	15	450:18	4	3	3	83	11.06	363	280	0.771
30	Steve Orleman	6	29:26		1		7	14.27	29	22	0.759
	TOTALS	15				3	165		759	594	0.783



NATIONAL LACROSSE LEAGUE



2025-26 NATIONAL LACROSSE LEAGUE SEASON
CALGARY ROUGHNECKS PLAYER STATISTICS REPORT

DETAILS
Document Created: Apr 3, 2026, 4:43:49 PM

CALGARY ROUGHNECKS PLAYER STATISTICS

NO.	PLAYER	POS	GP	G	A	PTS	PIM	LB	TCH	EP	TO	CTO	BLK	FOA	FOW	FO%	PPG	PPA	SHG	SHA	GWG	SH	SH%	SOG	SOG%	SHOFF	SHBLK
68	Tyler Pace	F	15	25	57	82		38	1158	952	42	3	1				5	17		2		164	15%	109	66%	55	21
12	Tanner Cook	F	15	40	40	80	17	76	1105	786	53	6	1				4	8		1	2	266	15%	181	68%	85	21
55	Brayden Mayea	F	15	24	35	59	6	73	951	737	36	6					6	6	2	1	2	178	13%	137	77%	41	7
97	Haiden Dickson	F	15	26	29	55	4	55	822	595	45	6					4	4				182	14%	132	73%	50	11
7	Noah Manning	F	13	12	18	30	2	42	531	440	16	1					2	1	1	1		75	16%	58	77%	17	2
89	Riley Loewen	F	15	14	16	30		32	407	309	27	3	1				2	1	1			71	20%	53	75%	18	2
18	Harrison Matsuoka	T	15	2	11	13	6	60	167	153	6	7	6									8	25%	6	75%	2	
20	Mathieu Gautier	F	11	1	8	9	9	23	245	188	11	1	2									46	2%	27	59%	19	7
33	Kyle Pepper	D	11	4	3	7	8	37	118	98	5	3	3	5								15	27%	13	87%	2	
13	Eli Salama	D	15		6	6	29	89	225	209	9	11	15							1		7		4	57%	3	
10	Brayden Laity	D	15	1	4	5	8	93	211	197	7	15	11									7	14%	3	43%	4	2
23	Liam LeClair	D	13		5	5	27	53	118	107	7	4	10									4		3	75%	1	1
88	Aden Walsh	G	15		5	5	2	12	186	178	6	7						1				2				2	
45	Jack Follows	D	15		4	4	4	41	136	131	2	4	13	1								3		1	33%	2	
29	Riley Isaacs	F	11		3	3	4	44	117	104	6	6										7		5	71%	2	
83	Carter Cook	D	7	1	2	3	4	14	36	31	2		4	1	1	100%						3	33%	3	100%		
25	Jacob Dunbar	F	4	2	1	3		14	110	79	8											23	9%	12	52%	11	5
30	Justin Inacio	T	15	2		2	15	133	133	106	14	3		387	257	66%						13	15%	11	85%	2	
21	Bennett Smith	D	8		1	1	13	28	64	53	7	5	5									4		3	75%	1	
34	Cam MacLeod	G	6		1	1			7	6	1									1							
4	Brett McIntyre	F	1	1		1		1	27	19	1											7	14%	6	86%	1	
6	Griffin Hall	D	10				12	11	30	29	1	1	4														
1	Colby Bowman	G	9					1	1	1																	
14	Matt Sykes	D	12				6	19	24	19	3	5	8									2		1	50%	1	
11	Tyler Hendrycks	T	4					4	20	13	2	1	2									5		4	80%	1	
	TOTALS		15	155	249	404	194	993	7021	5540	389	98	86	394	258	65%	23	39	4	7		1092	14%	772	71%	320	79

CALGARY ROUGHNECKS GOALIE STATISTICS

NO.	GOALIE	GP	MINS	W	L	EN	GA	GAA	SA	SVS	SV%
1	Colby Bowman	9	16:33				1	3.63	12	11	0.917
34	Cam MacLeod	6	42:43				12	16.86	37	25	0.676
88	Aden Walsh	15	852:25	4	11	4	163	11.47	740	577	0.780
	TOTALS	15				4	180		793	613	0.773



NATIONAL LACROSSE LEAGUE



2025-26 NATIONAL LACROSSE LEAGUE SEASON
COLORADO MAMMOTH PLAYER STATISTICS REPORT

DETAILS
Document Created: Apr 3, 2026, 4:43:49 PM

COLORADO MAMMOTH PLAYER STATISTICS

NO.	PLAYER	POS	GP	G	A	PTS	PIM	LB	TCH	EP	TO	CTO	BLK	FOA	FOW	FO%	PPG	PPA	SHG	SHA	GWG	SH	SH%	SOG	SOG%	SHOFF	SHBLK	
42	Andrew Kew	F	11	43	35	78	2	45	736	546	29	1					10	9			4	161	27%	117	73%	44	11	
4	Will Malcom	F	14	27	43	70	6	68	944	715	41	8					7	3	2	4	2	188	14%	132	70%	56	13	
33	Jack Hannah	F	12	20	48	68	29	50	767	561	40	4					4	12				166	12%	110	66%	56	9	
11	Braedon Saris	F	14	14	30	44	2	32	585	454	13	2					1	12			1	118	12%	98	83%	20	3	
47	Dylan McIntosh	F	15	20	11	31		48	462	303	24		1				4	3	2	1	2	135	15%	96	71%	39	10	
17	Thomas Vela	F	11	8	16	24	15	31	305	218	26	1						1			1	61	13%	39	64%	22	7	
16	Ryan Lee	F	4	4	16	20	2	9	251	201	11						1	6			2	39	10%	30	77%	9	4	
7	Owen Rahn	F	10	13	4	17	2	21	171	93	15	2					2		1			63	21%	47	75%	16	2	
71	Jalen Chaster	T	14	5	10	15	6	37	267	212	20	4	1				1	3		1		35	14%	25	71%	10	1	
3	Tim Edwards	T	15	4	9	13	4	60	201	177	7	7	5	3	2	67%						17	24%	15	88%	2		
18	Robert Hope	D	15	1	11	12	16	124	253	241	10	8	22							1		2	50%	2	100%			
23	Jordan Gilles	T	15	1	9	10		99	212	190	8	10	5	1				1				14	7%	11	79%	3		
27	Matthew Paolatto	T	15	3	5	8		124	138	116	7	7	1	376	221	59%						15	20%	10	67%	5		
88	Dylan Hess	D	15	2	5	7	4	44	145	128	8	7	3									9	22%	7	78%	2		
19	Connor Nock	D	15	2	5	7	20	41	96	82	7	10	9						1			7	29%	5	71%	2	1	
14	Warren Jeffrey	D	14	2	4	6	26	54	117	105	7	7	7						1			5	40%	3	60%	2		
32	Ari Stevens	D	14	2	3	5	30	35	87	68	11	5	9									8	25%	6	75%	2		
89	Conner Cook	D	11		3	3	10	18	77	69	4	5	8					1				4		2	50%	2		
45	Dillon Ward	G	15		3	3	6	6	164	150	13											1		1	100%			
20	Owen Down	D	9	1	1	2	4	42	66	58	6	11	7									2	50%	1	50%	1		
21	Ben McDonald	F	3		2	2		8	88	64	6	2										18		12	67%	6	2	
29	Nathan Whittom	G	15		2	2		1	37	36	1	1																
44	Jameson Bucktooth	F	3		2	2		9	80	51	8	1										21		7	33%	14	3	
91	TJ Comizio	D	3		2	2	2	13	41	38	2	1										1		1	100%			
41	Brian Simmons	D	3					5	14	13		3	1									1				1		
	TOTALS		15	172	279	451	196	1024	6387	4889	407	107	79	380	223	59%	30	51	7	11		1091	16%	777	71%	314	66	

COLORADO MAMMOTH GOALIE STATISTICS

NO.	GOALIE	GP	MINS	W	L	EN	GA	GAA	SA	SVS	SV%
29	Nathan Whittom	15	118:07	1	1		16	8.13	99	83	0.838
45	Dillon Ward	15	781:51	9	4	2	133	10.21	699	566	0.810
	TOTALS	15				2	151		800	649	0.811



NATIONAL LACROSSE LEAGUE



2025-26 NATIONAL LACROSSE LEAGUE SEASON
GEORGIA SWARM PLAYER STATISTICS REPORT

DETAILS
Document Created: Apr 3, 2026, 4:43:49 PM

GEORGIA SWARM PLAYER STATISTICS

NO.	PLAYER	POS	GP	G	A	PTS	PIM	LB	TCH	EP	TO	CTO	BLK	FOA	FOW	FO%	PPG	PPA	SHG	SHA	GWG	SH	SH%	SOG	SOG%	SHOFF	SHBLK
32	Shayne Jackson	F	15	27	37	64	2	58	852	617	34		1				3	12	1	1	5	201	13%	138	69%	63	25
4	Lyle Thompson	F	15	23	40	63	4	78	938	700	49	5	1				8	11	2	1	1	189	12%	134	71%	55	13
18	Nolan Byrne	F	15	27	18	45	6	73	655	434	63	4	1				4	3	2		1	158	17%	97	61%	61	18
55	Bryan Cole	F	15	12	33	45	19	49	703	560	35	6	1				1	8		1	1	108	11%	67	62%	41	4
86	Kaleb Benedict	F	15	13	23	36	4	74	675	536	25	2	1				8	4			1	114	11%	75	66%	39	12
24	Jordan MacIntosh	T	15	10	20	30	10	96	414	326	28	21	11	30	8	27%		1			1	60	17%	45	75%	15	2
48	Michael Grace	D	15	6	8	14	6	92	178	156	5	26	4					1				17	35%	12	71%	5	
6	Jacob Hickey	D	15	6	6	12	8	76	208	183	8	16	10						1			17	35%	12	71%	5	1
88	Toron Eccleston	F	6	6	5	11	2	14	158	116	9	1					1					33	18%	19	58%	14	2
25	Kean Moon	F	7	3	8	11		18	179	121	9							1				49	6%	32	65%	17	8
23	Richie Connell	F	7	6	3	9		17	137	85	11							1		1		41	15%	31	76%	10	2
27	Adam Wiedemann	D	12	2	7	9	2	61	139	122	7	10	5									10	20%	9	90%	1	
16	Seth Van Schepen	T	14	3	5	8	2	56	132	118	5	9	11									9	33%	8	89%	1	
29	Mike Triolo	F	6	4	3	7	2	11	117	60	14											43	9%	25	58%	18	7
15	Kason Tarbell	T	14	1	6	7	6	30	85	74	5	12	10	1				1				6	17%	5	83%	1	
11	Jeff Henrick	D	15	3	4	7	19	54	150	125	9	9	6									16	19%	11	69%	5	2
45	Brett Dobson	G	15		7	7	5	17	236	229	6	4								1		1					1
10	Ben Trumble	D	15	3	3	6	10	41	125	93	10	9	2	204	49	24%						22	14%	18	82%	4	
62	Carter Page	F	2		3	3		5	63	48	5											10		4	40%	6	2
22	Liam McGrath	T	14		2	2	6	33	66	58	5	9										3		3	100%		
5	Mike Manley	D	15	1		1	14	52	93	84	6	9	8	50	9	18%						3	33%	3	100%		
33	Zach Miller	F	1		1	1		1	13	12												1		1	100%		
20	Jeremi Phoenix-Lefebvre	T	1					3	6	5				9	3	33%						1				1	
7	Jack Travassos	D	6				6	19	26	23	2	5		51	8	16%						1				1	
30	Devlin Shanahan	G	15					2	15	14	1	2															
	TOTALS		15	156	242	398	151	1030	6414	4899	402	159	72	345	77	22%	25	43	6	6		1113	14%	749	67%	364	98

GEORGIA SWARM GOALIE STATISTICS

NO.	GOALIE	GP	MINS	W	L	EN	GA	GAA	SA	SVS	SV%
30	Devlin Shanahan	15	53:07				14	15.81	43	29	0.674
45	Brett Dobson	15	847:19	10	5	4	111	7.86	712	601	0.844
	TOTALS	15				4	129		759	630	0.830



NATIONAL LACROSSE LEAGUE



2025-26 NATIONAL LACROSSE LEAGUE SEASON
SASKATCHEWAN RUSH PLAYER STATISTICS REPORT

DETAILS
Document Created: Apr 3, 2026, 4:43:49 PM

SASKATCHEWAN RUSH PLAYER STATISTICS

NO.	PLAYER	POS	GP	G	A	PTS	PIM	LB	TCH	EP	TO	CTO	BLK	FOA	FOW	FO%	PPG	PPA	SHG	SHA	GWG	SH	SH%	SOG	SOG%	SHOFF	SBLK	
15	Ryan Keenan	F	16	34	50	84		79	930	695	47	3	1				6	13				188	18%	141	75%	47	12	
17	Robert Church	F	16	33	47	80	6	69	1097	813	38		1				12	14			2	246	13%	176	72%	70	20	
2	Zach Manns	F	16	32	43	75	2	52	1026	815	38		2				6	14	2	1	4	173	18%	114	66%	59	15	
33	Austin Shanks	F	16	26	36	62	4	42	789	565	62						9	8		1	3	162	16%	108	67%	54	16	
51	Brock Haley	F	16	14	21	35		45	536	413	20	3						5			1	103	14%	64	62%	39	10	
88	Levi Anderson	F	12	8	15	23	11	51	369	251	30							1								30	12	
79	Josh Zawada	F	16	8	13	21	2	19	361	262	18	1	1							1		81	10%	52	64%	29	10	
43	Jake Boudreau	T	16	6	14	20	29	110	271	249	4	19	17	1			2		2	2		18	33%	12	67%	6	3	
8	Mike Messenger	T	16	7	9	16	28	122	294	254	12	14	27	18	6	33%	1			1	1	28	25%	19	68%	9		
77	Ryan Barnable	D	16	5	8	13	4	89	179	149	8	19	4					1	2			22	23%	16	73%	6		
19	Matt Acchione	D	16	5	4	9	4	65	222	200	7	9	3	12	1	8%	1			1		15	33%	15	100%			
94	Matt Hossack	D	16	3	6	9	2	111	279	242	9	29	11	3						1	2	1	28	11%	16	57%	12	3
70	Holden Garland	D	11	2	7	9	27	56	121	113		9	7									8	25%	5	62%	3		
9	Clark Walter	F	4	2	6	8	2	12	132	107	8											17	12%	12	71%	5	1	
47	Adam Jay	D	10		5	5	6	31	55	47	7	9	2									1		1	100%			
60	Levi Verch	D	4		3	3	2	17	35	34	1	3	1															
95	Jerrett Smith	T	9		2	2	2	24	79	74	3	4										2		1	50%	1	1	
3	Bobby Kidd III	D	15		2	2	4	58	118	106	8	10	7									4		2	50%	2		
56	Jake Naso	T	15		1	1	4	101	107	92	7		1	368	242	66%				1		8		5	62%	3	2	
92	Frank Scigliano	G	16		1	1		7	78	74	4	1																
13	Connor McClelland	D	16		1	1	10	46	92	84	4	4	8									4		3	75%	1		
1	Thomas Kiazzyk	G	16					1	20	19	1																	
	TOTALS		16	185	294	479	163	1207	7276	5662	417	137	93	402	249	62%	37	57	10	8		1197	15%	820	69%	377	105	

SASKATCHEWAN RUSH GOALIE STATISTICS

NO.	GOALIE	GP	MINS	W	L	EN	GA	GAA	SA	SVS	SV%
1	Thomas Kiazzyk	16	70:27		1	2	13	11.07	67	54	0.806
92	Frank Scigliano	16	902:53	11	4		139	9.24	684	545	0.797
	TOTALS	16				2	154		753	599	0.795



NATIONAL LACROSSE LEAGUE



2025-26 NATIONAL LACROSSE LEAGUE SEASON
PHILADELPHIA WINGS PLAYER STATISTICS REPORT

DETAILS
Document Created: Apr 3, 2026, 4:43:49 PM

PHILADELPHIA WINGS PLAYER STATISTICS

NO.	PLAYER	POS	GP	G	A	PTS	PIM	LB	TCH	EP	TO	CTO	BLK	FOA	FOW	FO%	PPG	PPA	SHG	SHA	GWG	SH	SH%	SOG	SOG%	SHOFF	SHBLK
34	Brennan O'Neill	F	16	31	34	65		45	1072	828	44	2					7	10		1		200	16%	139	70%	61	11
15	Joe Resetarits	F	12	15	30	45		33	778	602	30						4	8	1			146	10%	104	71%	42	16
43	Eric Fannell	F	13	15	24	39	8	36	570	453	24	2					6	5		1		93	16%	62	67%	31	4
92	Sam LeClair	F	14	10	22	32	4	31	487	373	25						4	5			1	89	11%	64	72%	25	8
21	Dalton Young	T	10	12	18	30	2	46	410	308	33	3					1	2				69	17%	48	70%	21	4
22	Michael Sowers	F	8	14	13	27	2	18	329	245	17	1							1			67	21%	56	84%	11	2
47	Kyle Jackson	F	6	6	15	21	6	20	346	268	25		1					1	1	1	1	53	11%	36	68%	17	4
10	Blaze Riorden	F	11	7	11	18	2	25	449	370	16		1				2	3				63	11%	47	75%	16	1
19	Phil Caputo	F	10	7	10	17	4	24	270	197	15	1					1	3			1	58	12%	42	72%	16	2
29	Landen Sinfeld	F	6	2	7	9	2	9	185	140	8							2				37	5%	28	76%	9	1
18	Lukas Nielsen	F	3	7	1	8	2	12	124	86	4	1						1			1	34	21%	22	65%	12	1
12	Liam Patten	D	16	2	5	7	35	95	241	207	10	11	9	3								24	8%	20	83%	4	
41	Alex Pace	D	16	2	5	7	10	119	200	175	12	9	12									13	15%	7	54%	6	1
4	Dustyn Birkhof	D	6	4	1	5	4	21	47	36	2	2	3									9	44%	7	78%	2	
16	Chris Corbeil	D	15	1	4	5	12	69	163	145	10	10	5							2		8	12%	4	50%	4	2
94	Ryan Wagner	D	16	2	3	5	22	63	136	116	10	14	13						1			10	20%	9	90%	1	
39	Nick Damude	G	16		4	4	15	8	136	130	6							1									
9	Travis Longboat	F	2	1	3	4		8	73	51	6	2										16	6%	9	56%	7	
6	Mitchell Armstrong	D	13	1	2	3	6	31	95	76	7	11	8						1			12	8%	10	83%	2	1
27	Evan Messenger	T	10	1	2	3	6	20	125	110	4	4	4									11	9%	7	64%	4	
13	Scott Dominey	T	7	1	2	3	8	41	87	69	9	1	2	2					1			9	11%	5	56%	4	
8	Patrick Foley	D	11	1	2	3	2	29	86	75	5	6	5									6	17%	5	83%	1	1
32	Ben Kromer	D	6	1		1	4	28	47	40	6	3	3									1	100%	1	100%		
26	Isaiah Davis-Allen	D	15		1	1	6	53	135	127	2	9	3									6		3	50%	3	2
33	Ron John	T	4	1		1		13	39	31	4	5										4	25%	4	100%		
55	Dylan Hutchison	D	6		1	1	4	23	72	65	2		1									5		3	60%	2	
73	Nicholas Rowlett	T	6					37	38	32	4			154	92	60%						2		2	100%		
77	Kevin Lynch	D	1					2	8	7	1																
5	Ethan Fisher	D	2					1	3	3		1															
17	Bo Columbus	D	10				8	39	58	43	8	4	1	226	106	47%						7		3	43%	4	3
96	Mike McCannell	T	1					1	5	4												1		1	100%		
30	Deacan Knott	G	16					4	56	49	6											1				1	
	TOTALS		16	144	220	364	180	1004	6949	5466	429	102	71	385	198	51%	25	41	6	5		1054	14%	748	71%	306	64

PHILADELPHIA WINGS GOALIE STATISTICS

NO.	GOALIE	GP	MINS	W	L	EN	GA	GAA	SA	SVS	SV%
39	Nick Damude	16	692:55	4	7	1	131	11.34	665	534	0.803
30	Deacan Knott	16	267:02		5	2	44	9.89	233	189	0.811
	TOTALS	16				3	178		901	723	0.802



NATIONAL LACROSSE LEAGUE



2025-26 NATIONAL LACROSSE LEAGUE SEASON
SAN DIEGO SEALS PLAYER STATISTICS REPORT

DETAILS
Document Created: Apr 3, 2026, 4:43:49 PM

SAN DIEGO SEALS PLAYER STATISTICS

NO.	PLAYER	POS	GP	G	A	PTS	PIM	LB	TCH	EP	TO	CTO	BLK	FOA	FOW	FO%	PPG	PPA	SHG	SHA	GWG	SH	SH%	SOG	SOG%	SHOFF	SHBLK
33	Tre LeClaire	F	14	27	32	59	18	70	923	725	25	10	1				5	6		1	2	173	16%	127	73%	46	11
14	Wesley Berg	F	14	20	38	58	4	70	1077	860	34	3					7	15		1		183	11%	129	70%	54	12
96	Connor Robinson	F	14	18	23	41		46	818	634	23	2					3	12	2			161	11%	96	60%	65	21
90	Ben McIntosh	F	11	17	20	37	2	39	561	414	22		2				6	3			1	125	14%	85	68%	40	8
77	Zach Currier	T	14	14	22	36	12	162	677	549	39	20	9					1		1	1	89	16%	63	71%	26	5
45	Dylan Watson	F	13	19	15	34	6	25	451	300	27	2					4	4			2	124	15%	75	60%	49	13
51	Pat Kavanagh	F	9	8	18	26	8	36	399	283	23	4						1	1	1		93	9%	63	68%	30	12
43	Corey Small	F	7	5	12	17		15	301	224	14						3	5				63	8%	43	68%	20	9
18	Trent DiCicco	T	14		9	9	14	57	255	211	16	6	5									28		21	75%	7	3
55	Noah Armitage	F	5	3	5	8		16	106	74	1											31	10%	22	71%	9	4
9	Trevor Baptiste	T	14	2	4	6	6	112	136	109	14	10	3	345	258	75%						13	15%	10	77%	3	
22	James Barclay	D	13	1	4	5	8	44	74	68	1	4	13									5	20%	5	100%		
15	Graydon Bradley	D	14	1	3	4	16	50	105	98	2	7	8									5	20%	4	80%	1	
25	Eli Gobrecht	D	14	1	3	4	21	69	140	132	7	11	10									1	100%	1	100%		
31	Christopher Origlieri	G	13		4	4		2	129	128	1									1							
93	Ari Steenhuis	T	13	2	1	3	9	26	89	75	5	2										9	22%	7	78%	2	1
91	Danny Logan	D	13	1	2	3	18	70	148	124	9	19	7									15	7%	12	80%	3	
23	Zack Deaken	D	11		2	2	8	31	67	64	1	6	4									2		1	50%	1	
20	Matthew Wright	D	9	1	1	2	6	32	58	49	1	8	3									8	12%	5	62%	3	
24	Marquez White	D	3	1	1	2	4	6	16	15		2										1	100%	1	100%		
26	Patrick Shoemay	D	14		2	2	17	56	96	86	8	8	7					1		1		2		2	100%		
80	Cameron Dunkerley	G	14		2	2	2		22	21	1							1									
88	Jake Govett	F	1		2	2		1	18	17		1										1				1	1
21	Cam Acchione	T	2					5	22	19	1		1									2		1	50%	1	
72	Tyden Redlick	G	1																								
10	Kellen LeClair	D	2					5	6	6																	
	TOTALS		14	141	225	366	187	1045	6757	5285	338	125	73	345	258	75%	28	49	3	6		1134	12%	773	68%	361	100

SAN DIEGO SEALS GOALIE STATISTICS

NO.	GOALIE	GP	MINS	W	L	EN	GA	GAA	SA	SVS	SV%
72	Tyden Redlick	1									
31	Christopher Origlieri	13	736:56	6	6	2	123	10.01	585	462	0.790
80	Cameron Dunkerley	14	107:01		2		22	12.33	81	59	0.728
	TOTALS	14				2	147		668	521	0.780



NATIONAL LACROSSE LEAGUE



2025-26 NATIONAL LACROSSE LEAGUE SEASON
VANCOUVER WARRIORS PLAYER STATISTICS REPORT

DETAILS
Document Created: Apr 3, 2026, 4:43:49 PM

VANCOUVER WARRIORS PLAYER STATISTICS

NO.	PLAYER	POS	GP	G	A	PTS	PIM	LB	TCH	EP	TO	CTO	BLK	FOA	FOW	FO%	PPG	PPA	SHG	SHA	GWG	SH	SH%	SOG	SOG%	SHOFF	SBLK	
45	Keegan Bal	F	15	36	71	107	6	85	1182	893	75	1					7	23	3	1	3	214	17%	148	69%	66	22	
19	Jesse King	F	15	29	38	67	2	58	847	654	36	2					9	16	1	3	1	157	18%	100	64%	57	12	
17	Curtis Dickson	F	15	38	27	65	12	49	664	418	53	1					13	9	3		3	193	20%	137	71%	56	20	
8	Adam Charalambides	F	15	22	34	56	8	62	689	528	46	2	1				3	4		3	1	115	19%	80	70%	35	11	
14	Marcus Klarich	F	15	18	22	40	2	33	452	276	43	4							1	3	2	133	14%	94	71%	39	10	
35	Christian Del Bianco	G	15		16	16		20	321	311	10	4									1							
22	Shane Simpson	T	13	7	8	15	12	30	164	137	6	5	8									1	21	33%	17	81%	4	
16	Owen Grant	T	15	3	10	13	12	76	201	164	13	14	12	34	6	18%		1					24	12%	15	62%	9	1
28	Reid Bowering	D	15	2	11	13	6	96	182	148	15	7	18						1				19	11%	16	84%	3	
91	Ryan Sheridan	F	15	4	8	12	12	21	209	135	26	2	2				1	1		1			48	8%	32	67%	16	2
18	Steph Charbonneau	D	12	2	7	9	6	38	76	68	1	6	10	40	9	22%		1					7	29%	6	86%	1	
24	Ryan Dilks	D	15	2	6	8	12	67	148	133	7	20	10						2	1			8	25%	6	75%	2	
2	Matt Beers	D	13	2	5	7	4	40	139	130	6	7	12										3	67%	2	67%	1	
13	Jeff Cornwall	D	13	1	5	6	2	67	137	118	7	6	9						1	1			12	8%	9	75%	3	2
11	Reece Callies	D	15	1	3	4	17	41	105	97	6	7	9	8	1	12%				1			2	50%	1	50%	1	
12	Brett Mydske	D	15		3	3	18	16	33	30	2	3	6										1		1	100%		
37	Jackson Suboch	D	13	1	2	3	39	25	48	42	1	3	4										5	20%	5	100%		
42	Payton Cormier	F	5	1		1		8	38	22	4												12	8%	8	67%	4	
15	Tyler Garrison	D	2	1		1		4	13	10		5	1	34	8	24%							3	33%	2	67%	1	1
39	Connor O'Toole	G	15					4	4	4																		
96	Ryan Martel	F	1					1	9	7	1												1					1
74	Ethan Ticehurst	T	8					14	24	20	3		2	6									1		1	100%		
9	Max Adler	T	10				7	17	19	9	7			247	112	45%							3		2	67%	1	
	TOTALS		15	170	276	446	187	868	5765	4354	429	99	104	369	136	37%	33	56	12	14		982	17%	682	69%	300	81	

VANCOUVER WARRIORS GOALIE STATISTICS

NO.	GOALIE	GP	MINS	W	L	EN	GA	GAA	SA	SVS	SV%
39	Connor O'Toole	15	9:42				1	6.19	7	6	0.857
35	Christian Del Bianco	15	893:58	11	4	1	136	9.13	751	615	0.819
	TOTALS	15				1	138		759	621	0.818



NATIONAL LACROSSE LEAGUE



2025-26 NATIONAL LACROSSE LEAGUE SEASON
HALIFAX THUNDERBIRDS PLAYER STATISTICS REPORT

DETAILS
Document Created: Apr 3, 2026, 4:43:49 PM

HALIFAX THUNDERBIRDS PLAYER STATISTICS

NO.	PLAYER	POS	GP	G	A	PTS	PIM	LB	TCH	EP	TO	CTO	BLK	FOA	FOW	FO%	PPG	PPA	SHG	SHA	GWG	SH	SH%	SOG	SOG%	SHOFF	SBLK		
24	Clarke Petterson	F	15	34	42	76	6	66	1158	876	67	1					6	13	1	3	2	215	16%	144	67%	71	16		
83	Randy Staats	F	11	18	33	51	24	40	842	624	45	1					5	10	2			173	10%	108	62%	65	11		
88	Cody Jamieson	F	15	20	29	49	6	49	727	571	31	1					8	7			1	125	16%	81	65%	44	12		
11	Jason Knox	F	14	12	16	28	9	30	448	334	30	3					2	2	2			84	14%	59	70%	25	3		
21	Brendan Bomberly	F	15	6	18	24	16	30	591	504	17	2	1				1	3	1	1	1	70	9%	53	76%	17	5		
34	Ryan Terefenko	T	15	4	19	23	16	117	448	400	18	11	2	4	2	50%		2	2	2		30	13%	20	67%	10	1		
20	Mike Robinson	F	12	10	12	22	4	59	485	358	27						1		1			100	10%	65	65%	35	8		
51	Dawson Theede	F	7	11	10	21	25	29	357	252	26	1	1				6	4			1	79	14%	50	63%	29	12		
28	Stephen Keogh	F	7	9	8	17		14	222	151	8										2	3	1	63	14%	39	62%	24	5
16	Will MacLeod	F	9	7	7	14	2	17	251	179	15											57	12%	39	68%	18	4		
4	Graeme Hossack	D	15	1	8	9	20	107	219	202	6	20	14	2				1				11	9%	6	55%	5			
18	Jake Withers	T	15		8	8	24	192	290	249	22	12	12	358	260	73%						19		11	58%	8	1		
8	Austin Blumbergs	F	5	5	2	7		17	105	68	8	1	1									29	17%	17	59%	12	2		
94	Tyson Bell	D	12	3	4	7	12	66	139	126	7	19	7									6	50%	5	83%	1	1		
44	Colton Armstrong	T	15	3	4	7	24	38	85	70	4	18										11	27%	7	64%	4	1		
19	Nonkon Thompson	D	11	3	4	7	17	42	140	119	7	9	6									14	21%	9	64%	5			
27	Curtis Romanchych	D	13	2	3	5	10	37	68	60	2	5	5									6	33%	5	83%	1			
85	Wake:Riat BowHunter	F	6	3	1	4		9	43	31	1	2	1									11	27%	9	82%	2	1		
76	Warren Hill	G	15		3	3		4	134	130	3	1										1					1		
13	Ethan O'Connor	D	12	1	1	2	6	30	60	51	6	2	5									3	33%	3	100%				
37	Drew Hutchison	G	15		2	2		3	21	21												1							
9	Max Wilson	D	10		2	2	6	16	51	42	4	6										5		4	80%	1			
22	Christian Watts	F	1	1		1	2	1	16	10												6	17%	5	83%	1	1		
15	Johnny Pearson	T	14		1	1	16	11	26	23	2	2	13									1		1	100%				
59	Levi Touhey	D	1				5		2	1												1		1	100%				
14	Daniel Amesbury	D	1																										
91	Thomas Hoggarth	F	1					1	12	7	1											4		2	50%	2			
7	Jordan Stouros	T	1				5	1	2	1	1																		
77	Alex Kew	F	2					9	7	6	1																		
	TOTALS		15	153	237	390	269	1035	7027	5466	437	117	68	364	262	72%	29	42	12	15		1124	14%	743	66%	381	84		

HALIFAX THUNDERBIRDS GOALIE STATISTICS

NO.	GOALIE	GP	MINS	W	L	EN	GA	GAA	SA	SVS	SV%
76	Warren Hill	15	780:47	6	6	2	135	10.37	694	559	0.805
37	Drew Hutchison	15	125:35				3		21	72	0.774
	TOTALS	15					2		158	789	0.800



NATIONAL LACROSSE LEAGUE



2025-26 NATIONAL LACROSSE LEAGUE SEASON
OTTAWA BLACK BEARS PLAYER STATISTICS REPORT

DETAILS
Document Created: Apr 3, 2026, 4:43:49 PM

OTTAWA BLACK BEARS PLAYER STATISTICS

NO.	PLAYER	POS	GP	G	A	PTS	PIM	LB	TCH	EP	TO	CTO	BLK	FOA	FOW	FO%	PPG	PPA	SHG	SHA	GWG	SH	SH%	SOG	SOG%	SHOFF	SHBLK	
51	Jeff Teat	F	16	40	66	106		108	1550	1153	67	6	3				10	18		3	2	330	12%	229	69%	101	24	
10	Rob Hellyer	F	16	30	61	91	6	86	1319	1031	57	3					5	13	2	2		231	13%	164	71%	67	31	
9	Reilly O'Connor	F	16	22	45	67	4	51	884	714	33						8	10	1	1	3	137	16%	111	81%	26	6	
92	Connor Kearnan	F	16	20	26	46	20	54	597	414	43	2					2	11	1		1	140	14%	105	75%	35	8	
68	Larson Sundown	F	16	19	18	37	4	29	434	333	21						8	2	1		1	80	24%	53	66%	27	6	
19	Sam Firth	F	16	12	9	21	14	23	445	349	19	1										77	16%	62	81%	15	2	
8	Kevin Brownell	T	16	5	7	12	11	76	205	182	9	12	10							1	1	1	14	36%	13	93%	1	
11	Callum Jones	D	16	3	8	11	14	156	253	217	23	30	11									13	23%	11	85%	2		
15	Brent Noseworthy	D	16	2	8	10	14	115	171	157	9	17	10	5	1	20%					2	5	40%	4	80%	1		
14	Jake Stevens	T	16	4	5	9	8	69	188	158	11	21	3					1				19	21%	14	74%	5		
25	Jacob Dunbar	F	6	5	1	6		12	131	93	4	1	1									34	15%	26	76%	8	1	
7	Nicholas Volkov	D	16	2	3	5	6	42	143	129	8	4	1									6	33%	4	67%	2	1	
16	Phil Caputo	F	3	3	1	4		9	45	26	3							1				16	19%	11	69%	5	2	
44	Matt Marinier	D	12	2	2	4	29	50	112	103	5	11	5									4	50%	3	75%	1		
20	Jake Saunders	D	12		3	3	9	28	72	70		8	2	1	1	100%						2		2	100%			
27	Reed Kurtz	D	16	2	1	3		88	159	138	15	6	8	282	100	35%			1			6	33%	4	67%	2		
13	Liam Aston	F	2	1	2	3			19	10	2											7	14%	6	86%	1		
2	Luc Magnan	D	16		2	2	13	54	101	93	5	7	5									3		1	33%	2	1	
12	Travis Longboat	F	3	1	1	2		10	61	39	2										1	20	5%	17	85%	3		
3	Jake McNabb	F	2		1	1		8	31	19	3											9		6	67%	3	1	
58	Andrew Borgatti	D	16		1	1	12	32	91	89	1	3	3									1				1		
22	Sam La Roue	D	2		1	1	4	4	8	7				1								1		1	100%			
23	Cole Begley	D	1					2	5	5				1														
75	Jay Thorimbert	T	5					18	24	20	2	1	1	127	61	48%						2		2	100%			
30	Tyler Carlson	G	16						14	14																		
31	Zach Higgins	G	16					5	143	140	3	1																
	TOTALS		16	173	272	445	182	1129	7260	5703	400	134	63	417	163	39%	33	56	7	10		1157	15%	849	73%	308	83	

OTTAWA BLACK BEARS GOALIE STATISTICS

NO.	GOALIE	GP	MINS	W	L	EN	GA	GAA	SA	SVS	SV%
30	Tyler Carlson	16	10:17				1	5.83	9	8	0.889
31	Zach Higgins	16	951:33	8	8	5	175	11.03	783	608	0.777
	TOTALS	16				5	181		797	616	0.773



NATIONAL LACROSSE LEAGUE



2025-26 NATIONAL LACROSSE LEAGUE SEASON
ROCHESTER KNIGHTHAWKS PLAYER STATISTICS REPORT

DETAILS
Document Created: Apr 3, 2026, 4:43:49 PM

ROCHESTER KNIGHTHAWKS PLAYER STATISTICS

NO.	PLAYER	POS	GP	G	A	PTS	PIM	LB	TCH	EP	TO	CTO	BLK	FOA	FOW	FO%	PPG	PPA	SHG	SHA	GWG	SH	SH%	SOG	SOG%	SHOFF	SBLK	
10	Connor Fields	F	14	38	60	98	12	101	1222	919	36	3					6	19		2	2	267	14%	193	72%	74	21	
7	Ryan Lanchbury	F	14	20	68	88	16	59	1063	881	41	1					6	10				141	14%	97	69%	44	14	
43	Ryan Smith	F	14	34	30	64	4	67	764	532	31	3					7	11	1		1	201	17%	147	73%	54	6	
12	Thomas McConvey	F	14	27	35	62	4	93	740	532	25	4					5	10	1	2	1	183	15%	131	72%	52	8	
28	Zed Williams	F	14	21	13	34	6	61	430	302	27	6	1				4	3	1	2		101	21%	68	67%	33	9	
42	Kyle Waters	F	13	5	21	26		22	268	199	14										1	55	9%	43	78%	12	4	
16	Graydon Hogg	F	10	7	12	19	4	27	219	150	15	2	1				1	2				54	13%	38	70%	16	2	
88	Jacob Pisenro	T	13	6	4	10	4	60	152	137	3	13	5	3	1	33%						12	50%	11	92%	1		
26	Josh Medeiros	T	11	2	6	8	2	36	113	89	9	3	6									15	13%	10	67%	5		
11	Blaze Riorden	F	3	3	4	7		4	72	59	3						1					10	30%	9	90%	1		
81	Matt Gilray	T	13	3	3	6	6	57	166	141	10	7	14									15	20%	11	73%	4		
32	Taylor Jensen	T	14	1	4	5	4	82	186	166	12	12	14	7	4	57%						8	12%	6	75%	2		
54	Ian Llord	D	13	1	3	4	6	36	64	58	3	2	17									3	33%	3	100%			
74	Jeremy Thompson	T	14	2	2	4	18	91	138	121	7	12	4	234	94	40%					1	10	20%	8	80%	2	2	
44	Chad Tutton	D	14	1	3	4	29	79	160	143	9	11	9									8	12%	7	88%	1		
15	Adam Thistlethwaite	D	6		2	2	4	16	26	26		1																
37	Dan Coates	D	12		2	2	8	72	195	184	10	5	7	1								1				1	1	
29	Tyler Biles	D	10		2	2	31	18	34	32	1	5	3									1				1	1	
49	Rylan Hartley	G	13		2	2	25	10	121	114	7	2																
20	Brad McCulley	F	3		2	2	16	5	44	27	3											14		8	57%	6	3	
13	Nathan Kapp	T	6					47	43	38	3			167	103	62%						2		1	50%	1		
6	Brad Gillies	T	12				6	16	57	47	2	7	9									8		5	62%	3	1	
1	Riley Hutchcraft	G	14				2		43	40	3																	
17	Ryland Rees	T	1					2	5	5																		
34	Cam MacLeod	G	1																									
	TOTALS		14	171	278	449	211	1061	6391	4942	340	99	90	412	202	49%	30	55	3	6		1109	15%	796	72%	313	72	

ROCHESTER KNIGHTHAWKS GOALIE STATISTICS

NO.	GOALIE	GP	MINS	W	L	EN	GA	GAA	SA	SVS	SV%
1	Riley Hutchcraft	14	364:58	1	7	1	79	12.99	288	209	0.726
49	Rylan Hartley	13	480:49	5	1	3	99	12.35	422	323	0.765
34	Cam MacLeod	1									
	TOTALS	14				4	182		714	532	0.745



NATIONAL LACROSSE LEAGUE



2025-26 NATIONAL LACROSSE LEAGUE SEASON
OSHAWA FIREWOLVES PLAYER STATISTICS REPORT

DETAILS
Document Created: Apr 3, 2026, 4:43:49 PM



OSHAWA FIREWOLVES PLAYER STATISTICS

NO.	PLAYER	POS	GP	G	A	PTS	PIM	LB	TCH	EP	TO	CTO	BLK	FOA	FOW	FO%	PPG	PPA	SHG	SHA	GWG	SH	SH%	SOG	SOG%	SHOFF	SHBLK
6	Alex Simmons	F	15	35	54	89	16	74	1169	840	64	2					4	11	1	1		265	13%	173	65%	92	17
2	Tye Kurtz	F	15	32	38	70	4	85	959	713	45	6	1				4	6	2	3	1	201	16%	146	73%	55	11
51	Dyson Williams	F	15	18	27	45	16	34	725	518	27	2	1				3	4	1			180	10%	120	67%	60	11
57	Ethan Walker	F	15	15	28	43	2	60	783	626	24	2	1				3	6	1		3	133	11%	100	75%	33	12
41	Taggart Clark	F	15	13	16	29	17	55	479	387	18	2					5	2		1		74	18%	54	73%	20	1
15	Dawson Theede	F	8	15	13	28	23	36	301	196	20	3	1				4	2		1		85	18%	48	56%	37	11
11	Jackson Nishimura	D	15	6	8	14	12	91	208	183	9	11	8						1			16	38%	14	88%	2	
17	Colton Watkinson	T	13		10	10	12	52	158	149	6	8	16									3		1	33%	2	1
19	Patrick Kaschalk	T	15	3	7	10	49	41	165	126	12	3	3									27	11%	23	85%	4	1
43	Will Johansen	T	15	2	7	9	4	107	237	201	15	21	8	1								21	10%	15	71%	6	1
66	Jaxon Fridge	D	14	1	7	8		57	172	156	7	9	4									9	11%	6	67%	3	
77	Ryan Benesch	F	2	4	4	8		8	70	46	9		1									15	27%	11	73%	4	1
27	Mike Byrne	D	15	3	3	6	10	70	124	103	12	6	5	363	149	41%				1		9	33%	8	89%	1	
30	Doug Jamieson	G	15		4	4		11	125	121	4	1															
22	Nick Chaykowsky	D	14	1	3	4	14	106	177	154	8	25	13							1		15	7%	11	73%	4	1
21	Johnathan Peshko	F	7		3	3		11	111	87	5	4										19		11	58%	8	1
45	Carson Moyer	F	3		2	2		1	49	33	3											13		10	77%	3	1
47	Kyle Jackson	F	3		2	2	2	9	105	85	5	1										15		9	60%	6	3
16	Zac Masson	D	15	1	1	2	10	50	132	118	6	7	6	28	8	29%						8	12%	6	75%	2	1
4	Kyle Rubisch	D	15		1	1	2	76	117	108	8	15	12									1				1	
9	Joel Coyle	D	5		1	1	2	20	40	38	2	4	1														
73	Blake Gibson-McDonald	T	8		1	1	2	8	15	14	1	1	4														
7	Emerson Clark	F	2	1		1	9		13	5	2											6	17%	5	83%	1	
44	Corson Kealey	F	2		1	1		3	33	24												9		6	67%	3	2
24	Zachary Young	D	9				4	7	17	16			1									1		1	100%		
29	Andrew Kidd	G	13					1	7	7																	
35	Zach Richards	G	2																								
	TOTALS		15	150	241	391	220	1073	6555	5054	376	133	86	392	157	40%	23	32	6	9		1125	13%	778	69%	347	76



OSHAWA FIREWOLVES GOALIE STATISTICS

NO.	GOALIE	GP	MINS	W	L	EN	GA	GAA	SA	SVS	SV%
29	Andrew Kidd	13	36:40		1	5	10	16.36	26	16	0.615
35	Zach Richards	2									
30	Doug Jamieson	15	865:05	4	10	5	161	11.17	764	603	0.789
	TOTALS	15				10	181		800	619	0.774



NATIONAL LACROSSE LEAGUE



2025-26 NATIONAL LACROSSE LEAGUE SEASON
LAS VEGAS DESERT DOGS PLAYER STATISTICS REPORT

DETAILS
Document Created: Apr 3, 2026, 4:43:49 PM

LAS VEGAS DESERT DOGS PLAYER STATISTICS

NO.	PLAYER	POS	GP	G	A	PTS	PIM	LB	TCH	EP	TO	CTO	BLK	FOA	FOW	FO%	PPG	PPA	SHG	SHA	GWG	SH	SH%	SOG	SOG%	SHOFF	SBLK	
16	Mitch Jones	F	14	31	55	86	6	69	1060	831	42	3	1				7	12	1		1	187	17%	128	68%	59	21	
3	Jonathan Donville	F	14	21	59	80	10	73	988	775	40	1		8	1	12%	5	8		2	2	173	12%	125	72%	48	12	
25	Chris Cloutier	F	14	31	37	68	2	56	645	427	40	5					6	9				178	17%	132	74%	46	8	
19	Adam Poitras	F	14	25	19	44	4	89	531	409	23	4	1					4	2		1	99	25%	80	81%	19	3	
67	Kyle Killen	F	11	19	12	31	10	24	412	284	18	1					1	2			2	110	17%	68	62%	42	15	
91	Jackson Webster	F	13	11	15	26	9	22	323	235	24						1				1	64	17%	41	64%	23	7	
8	Chase Fraser	F	6	10	12	22	6	14	227	152	15						2	1		1		60	17%	38	63%	22	7	
34	Connor Kirst	T	13	6	10	16	4	95	210	175	7	21	5	45	6	13%				1		28	21%	21	75%	7	1	
21	Kevin Crowley	F	5	3	9	12	4	5	114	78	7											29	10%	20	69%	9	4	
14	Brandon Goodwin	T	14	4	6	10	2	61	204	180	8	12	3							1		16	25%	12	75%	4	1	
15	John LaFontaine	D	14	2	5	7	2	93	202	185	8	12	12	2								9	22%	7	78%	2		
4	Tony Malcom	T	8	2	5	7	2	41	126	108	4		6	1								14	14%	7	50%	7		
2	Drew Belgrave	D	14	1	6	7	14	53	126	117	5	14	10	9								4	25%	3	75%	1		
51	Sean Westley	F	4	3	3	6		6	107	88	3											16	19%	12	75%	4	1	
95	Tyrell Hamer-Jackson	T	12	2	3	5	16	78	80	61	10	1		340	178	52%						9	22%	8	89%	1		
42	Landon Kells	G	14		5	5		7	106	99	7																	
17	Graydon Stokes	D	13		4	4	4	26	67	63	4	4	4															
52	Nick Preston	T	11	2	2	4		37	104	95	2	3	3	1								7	29%	5	71%	2		
11	Ben McDonald	F	2	1	2	3		4	38	29	2											7	14%	4	57%	3		
44	Josh Jackson	D	10	1	2	3	2	29	56	52	3	4	3									1	100%	1	100%			
71	Sheldon Burns	D	4	1	2	3	2	10	27	26			1									1	100%	1	100%			
94	Tyson Bell	D	3		2	2		21	38	35	2	3	5									1					1	
55	Dylan Hutchison	D	6		2	2	4	11	44	43	1	2	4															
88	Rhys Blake	D	9		2	2	22	36	60	58	2	5	3															
72	Alex Buque	G	13		1	1	2	1	24	19	5																	
53	Tyson Gibson	F	2		1	1		4	38	33	1											4		2	50%	2		
24	Zachary Young	D	3					5	9	8	1	1																
50	Caleb Khan	G	1																									
5	Ben Soenen	D	5				12	21	39	37	1	4										1		1	100%			
	TOTALS		14	176	281	457	149	991	6080	4704	358	100	61	406	185	46%	22	38	4	4		1018	17%	716	70%	302	80	

LAS VEGAS DESERT DOGS GOALIE STATISTICS

NO.	GOALIE	GP	MINS	W	L	EN	GA	GAA	SA	SVS	SV%
50	Caleb Khan	1	15:35		1		8	30.80	17	9	0.529
72	Alex Buque	13	258:03	2	2	1	44	10.23	209	165	0.789
42	Landon Kells	14	575:08	5	4	1	121	12.62	505	384	0.760
	TOTALS	14				2	175		733	558	0.761